



FORMULA 1
SHELL
BELGIAN GRAND PRIX

SPA-FRANCORCHAMPS
22-23-24 AUGUST 2014



formulaoneTMmedia
OFFICIAL MEDIA KIT



FORMULA 1
SHELL
BELGIAN GRAND PRIX

SPA-FRANCORCHAMPS
22-23-24 AUGUST 2014

Summary

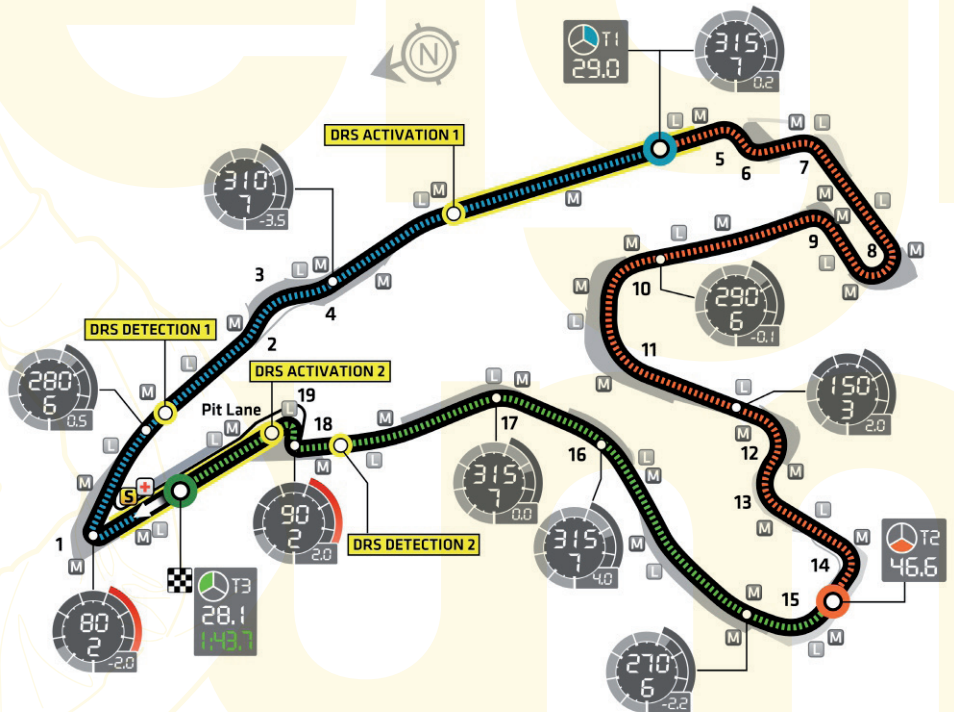
FIA - Belgian GP Map	3
Welcome in Spa-Francorchamps	4
Timetable	5-6
Track Story	7-8-9
Useful information	10-11
Media centre operation	12
Photographer's area operation	13
Press conference	14
Race Track Modification	15
Responsibilities Race Track	16
Track information map - Red zones photographers	17
Paddock map	18
Track map	19
Belgian Grand Prix 2013 briefly	20
Belgian Grand Prix 2013 Starting Grid	21
Belgian Grand Prix 2013 Race Classification	22
World championships 2013	23
Belgian GP: story	24-25
Season 2014: changements	26
Entry List	27
Calendar	28
Teams information	29-34
Media contacts	35
Results of each GP	36-46
World championship drivers.....	47
World championship constructors	48

Belgian GP

ROUND 12	
RACE DATE:	24 AUG 2014
CIRCUIT NAME:	CIRCUIT DE SPA-FRANCORCHAMPS
NUMBER OF LAPS:	44
START TIME	14:00 Local - 12:00 GMT
CIRCUIT LENGTH:	7.004KM
RACE DISTANCE:	308.052KM
LAP RECORD:	1:47.263 - S Vettel [2009]

Speed Kmh 150 3 -1.0	Braking -1.0	Lateral G-force -1.0	Timing Sector T3 28.1
Gear 3			Sector Time 1:43.7
			Lap Time

● Sector 1	● Sector 2	● Sector 3
■ Circuit	■ Start	■ Finish
■ Safety Car	■ Medical Car	■ Marshals
■ Light Panels	■ Run-off Areas	■ Gravel Traps



Welcome to Spa - Francorchamps

The Spa Francorchamps race track is delighted to welcome all journalists and photographers of the international press for the 2014 Belgian Grand Prix.

We hope that the Belgian race of the Formula 1 championship will add to the excitement we are experiencing this year in the battle for the world championship titles.

In order to offer you the best possible working conditions during this 13th meeting of the racing season, the following services and equipment have been put at your disposal:

Your facilities:

Journalists' room

- 350 seats.
 - 10 public telephones are located in a separate booth.
 - Private telephones on request.
 - 5 fax machines.
 - Wifi system with cable connection
- ADSL, ISDN and TSTN as well as data uplinks are available.
- 6 Internet workstations.
 - 349 lockers.

Please obtain a key from the Media Centre staff at the reception desk. (A deposit of 20€ per key is required).

Photographers' Area

The Photographers' Area comprises the following facilities:

- Photographers' room inside the Media Centre with 150 seats.
- Wifi system with cable connection
- ADSL, ISDN and TSTN as well as data uplinks are available.
 - 150 lockers.

Please obtain a key from the receptionist in the Photographers' room. (A deposit of 20€ per key is required).

Television / radio

34 booths operational air-conditioned.

Timetable - 1

THURSDAY

10:00 16:00
13:00 15:00

FORMULA ONE
FORMULA ONE

13:45

FORMULA ONE

14:00 15:00

FORMULA ONE

15:00

FORMULA ONE

16:00
16:00 18:00

FORMULA ONE
PROMOTER ACTIVITY

17:00
17:30

GP2
GP3

FRIDAY

08:45 09:45
09:20
09:30 09:45

FORMULA ONE
FORMULA ONE
FORMULA ONE

10:00 11:30¹
12:00 12:45¹
13:00

FORMULA ONE
GP2
PORSCHE MOBIL 1
SUPERCUP

12:50 13:45
13:30 13:40
14:00 15:30¹
15:55 16:25
16:00 17:00

FORMULA ONE
FORMULA ONE
FORMULA ONE
GP2
FORMULA ONE

16:45 17:30¹

PORSCHE MOBIL 1
SUPERCUP

17:00
17:50 18:35¹
18:45 19:30

FORMULA ONE
GP3
TRACK ACTIVITY

SATURDAY

08:30 09:15
08:30 09:35
09:00
09:45 10:15
10:30 10:45

FORMULA ONE
FORMULA ONE
FORMULA ONE
GP3
FORMULA ONE

11:00 12:00¹
12:25 12:55

FORMULA ONE
PORSCHE MOBIL 1
SUPERCUP

13:00 13:45
13:30 13:40
14:00 15:00

FORMULA ONE
FORMULA ONE
FORMULA ONE

15:25
15:30
15:40* 16:45²
17:10
17:15
17:20* 17:55²

GP2
GP2
GP2
GP3
GP3
GP3

INITIAL SCRUTINEERING
TRACK CLOSED FIA/FOM SYSTEMS
CHECKS
TRACK ACCESS RESTRICTED TO
FIA/FOM ONLY
TRACK INSPECTION, TRACK
COMPLETELY CLEAR
HIGH SPEED TRACK TEST - FIA
SAFETY AND MEDICAL CARS
PRESS CONFERENCE – PRESS
ROOM
TEAM MANAGERS' MEETING
PUBLIC PIT LANE WALK FOR 3 DAY
TICKET HOLDERS **ONLY** TBC
DRIVERS MEETING
DRIVERS' MEETING

Paddock Club Pit Lane Walk
Medical Inspection
Track Inspection and Track
Test
FIRST PRACTICE SESSION
PRACTICE SESSION
DRIVERS MEETING

Paddock Club Pit Lane Walk
Track Inspection
SECOND PRACTICE SESSION
QUALIFYING SESSION
PRESS CONFERENCE – PRESS
ROOM
PRACTICE SESSION

DRIVERS MEETING
PRACTICE SESSION
MARSHAL PIT LANE WALK

TEAM PIT STOP PRACTICE
Paddock Club Pit Lane Walk
Medical Inspection
Qualifying Session
Track Inspection and Safety C/
TEST
THIRD PRACTICE SESSION
QUALIFYING SESSION

Paddock Club Pit Lane Walk
Track Inspection
QUALIFYING SESSION
PIT LANE OPEN
PIT LANE CLOSED
FIRST RACE (25 LAPS OR 60 MINS)
PIT LANE OPEN
PIT LANE CLOSED
FIRST RACE (13 LAPS OR 30 MINS)

Timetable - 2

SUNDAY

08:15	FORMULA ONE	MEDICAL INSPECTION
08:30 08:45	FORMULA ONE	TRACK INSPECTION AND TRACK TEST
09:15	GP3	PIT LANE OPEN
09:20	GP3	PIT LANE CLOSED
09:25* 10:00²	GP3	SECOND RACE (13 LAPS OR 30')
10:20	GP2	PIT LANE OPEN
10:25	GP2	PIT LANE CLOSED
10:35* 11:25²	GP2	SECOND RACE (18 LAPS OR 45')
11:00	FORMULA ONE	DRIVERS' MEETING – IF NECESSARY
11:45* 12:20²	PORSCHE MOBIL 1 SUPERCUP	RACE (11 LAPS OR 30')
12:25 13:15	FORMULA ONE	Paddock Club PIT LANE WALK
12:30	FORMULA ONE	DRIVERS TRACK PARADE
12:45 13:15 ²	FORMULA ONE	STARTING GRID PRESENTATION
13:00	FORMULA ONE	MEDICAL INSPECTION
13:10 13:20	FORMULA ONE	TRACK INSPECTION
13:30	FORMULA ONE	PIT LANE OPEN
13:45	FORMULA ONE	PIT LANE CLOSED GRID FORMATION
13:46	FORMULA ONE	NATIONAL ANTHEM
14:00* 16:00²	FORMULA ONE	GRAN GRAND PRIX (44 LAPS OR 120')

↓ These times refer to the start of the formation lap ¹ Fixed End Session ² Approximate Finishing time PLEASE NOTE THAT THIS TIMETABLE IS SUBJECT TO AMENDMENTS

Track History

Early in 1920, nothing, it seemed, was to disturb the usual quietness in the peaceful village of Francorchamps, perched on a hill very close to the Moors.

Nothing, except that, on a beautiful summer day, while settled at the Hotel des Bruyeres, two people well-known in the car racing world, the one being Jules de Thier, Manager of the newspaper "La Meuse", and the other, Henri Langlois Van Ophem, Chairman of the Sports Commission at the RACB (Royal Automobile Club Belgium), had the idea of taking advantage of the triangle drawn by the roads connecting Malmedy, Stavelot and Francorchamps to make a racing track of it.

While enjoying an ideal spot in these green Ardennes, the track stretched in a hilly landscape but was also made of numerous straight portions, particularly suitable to achieve high speeds. Moreover, being close to Spa, already famous on the international scale for its hydrotherapy, and where some car races had been popular for a few years, this track seemed to have a lot of assets to be successful. Therefore, a race was already scheduled for the following year.

Prepared for August 1921, that race for cars could unfortunately not take place, due to a lack of representation. Indeed, although everything was ready, only one competitor was registered on the entry form.

Eventually, the track was inaugurated by the motorcyclists, while the motorists started in 1922.

1924 saw the first organisation of the famous 24 Hours of Francorchamps, only one year after Le Mans, whereas the first real big international race for single-seaters, the European Grand Prix, was run in 1925. Seven cars took part in this event which saw the victory of the famous Alfa Romeo driver, Antonio Ascari.

During the period extending from the mid-twenties until the eve of World War II, the motorcycles Grand Prix and the prestigious car races like the 24 Hours of Francorchamps and the Belgian Grand Prix were going to be the major track events. As far as the track is concerned, it remained roughly the same as it used to be in the beginning.

But something new occurred in 1939 : Francorchamps was getting an artificial curve, unique in its kind : the "raidillon" or steep rise. That obstacle, intended to be passed at a very high speed, was a forerunner of the orientation its manager wanted to give to the track : to make it one of the fastest tracks in Europe, contrasting sharply that way with its German neighbour of The Eifel, which was very spectacular too but much more tortuous and therefore one of the slowest.

World War II was going to interrupt the life of the track for seven long years during which that part of the Ardennes was little spared.

1947 saw the sports activities resume in the area around "L'Eau Rouge". Once again, the prestigious races were in the spotlight : Motorcycles and Cars Grand Prix, to which were occasionally added the 24 Hours of the RACB, before they resumed annually from 1964.

Later on, other organisations completed that programme. So, in the late fifties, the RAC from Spa organized its Grand Prix of Spa, then, in the early seventies, the junior RAC, its 24 Hours motorcycles. If everything seemed to develop properly, that situation would, however, only last until 1970, when, for the last time, the Formula 1 Grand Prix took place along the fourteen-kilometre-long track.

Due to the claims formulated through the sixties, a certain amount of Grand Prix drivers did not want to run in Francorchamps any longer for security reasons, which were quite difficult to solve for the Intercommunale Managers. The tune was however given. Because, even if the other races usually scheduled still took place, it was getting obvious that along its fourteen kilometres, the track had become very dangerous considering the increased performance of the cars and the few possibilities left to adapt the surroundings as it was the case when new tracks were built.

Track Historic (2)

The end of the big Francorchamps was close. They were bound to react if they wanted to preserve the track and create one which took better into account the safety measures claimed by the Grand Prix drivers.

So, after different plans aimed at preserving the main characteristics of the track while eliminating some high risk areas (essentially the part included between Les Combes and Blanchimont), a track was eventually chosen and the works could start.

The seven-kilometre-long track was inaugurated in 1979.

More technical, winding and equipped with clearance areas, the new track kept the major part of the element which made it famous while combining improved safety for the pilots and new appeal for the spectators.

Thanks to the new track, the Belgian Formula 1 Grand Prix would quickly come back to Francorchamps. That race was a major event which would pave the way for many others, with less media coverage, but which contributed to make Francorchamps more dynamics, to diversify its kind of activities and to put it at the forefront of the international stage.

Between 1980 and 1990, Francorchamps ran to a well-established schedule. Similarly, the circuit could be adapted to suit all requirements, in terms of FIA safety. However, Francorchamps remained a “racing” circuit which was only closed to public traffic when there were meets.

The evolution of motor sports and above all, the increasingly professional marketing approach led the situation to become rather complicated. In order to safeguard its future, the circuit had to become permanent and be definitively closed to all public traffic. The completion of the Verviers- Prüm motorway, the compulsory purchase of the last roadside property and the building of a bypass between the villages of Francorchamps and Meiz-Burneville would enable this essential step towards the future.

So in the early part of this century, Francorchamps “went professional” and was a tremendous success with clubs and incentive day organisers from all over Europe wanting to book one or several days outside of the official races.

With nothing established, a new wave of panic began to emerge at the end of the century over the Eau Rouge valley. In 1997 the Belgian government passed a law banning the advertising of tobacco. With teams sponsored by these advertisers, the very life of the Belgian F1 Grand Prix was under threat. Up until 2005, when a European directive came into force, there were many incidents resulting from the problem of the tobacco advertising ban, to the extent that it was even left out of the Grand Prix in 2003.

It was said that it was hard for Francorchamps since F1 reinstated the Raidillon- Combes-Blanchimont route to the delight of millions of fans in 2004 and 2005.

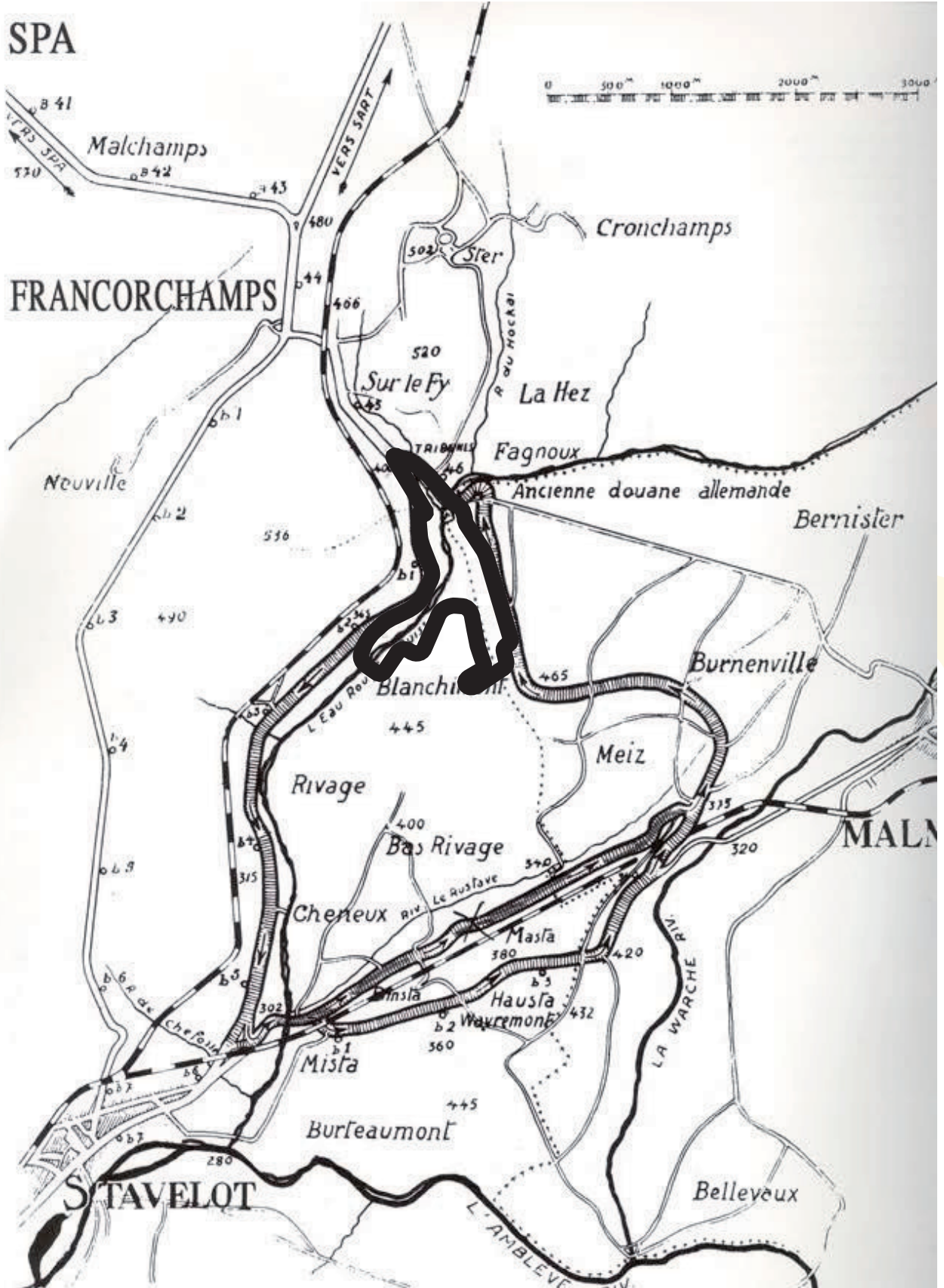
However, this was not an easy time for the circuit. Francorchamps had grown very quickly but there were still a number of gaps to be filled. Although work on the track that the FIA demanded meant that the sections most prized by drivers could remain in the top of the world track, the infrastructure no longer met world FIA requirements.

Thanks to the Walloon government, Francorchamps was provided with F1 stands which fitted in perfectly with the magic of the place and which paved the way to a new circuit, one that was even more professional and dynamic and better geared towards new activities in the world of business...



**FORMULA 1
SHELL
BELGIAN GRAND PRIX**

**SPA-FRANCORCHAMPS
22-23-24 AUGUST 2014**



Useful Information

Emergency numbers

Emergency number at the circuit:
Police general number:
Stavelot-Malmedy Police:

112
101
+32/(0) 78 15 18 00

Hospitals

Malmedy - Clinique Reine Astrid:
Verviers – CHPLT:
Liège – CHU:

+32/(0) 80 79 31 11
+32/(0) 87 21 21 11
+32/(0) 4 366 71 11

Pharmacies

Guard duty:

0900/10 500

Banks

ING – Spa:
ING – Malmedy:
ING - Stavelot:
BNP Parisbas Fortis – Spa
BNP Parisbas Fortis – Malmedy
DEXIA – Stavelot:

+32/(0) 87 79 21 80
+32/(0) 80 79 11 00
+32/(0) 80 89 20 50
+32/(0) 87 29 35 40
+32/(0) 80 79 12 30
+32/(0) 87 85 35 00

Taxis

Spa:

+32/(0) 87 77 01 02
+32/(0) 476 32 80 20

Verviers:

+32/(0) 87 33 33 33
+32/(0) 87 31 55 04

Liège:

+32/(0) 4 247 47 79
+32/(0) 4 367 50 40
+32/(0) 4 365 65 65
+32/(0) 4 233 50 40

Train stations

Liège Guillemins:
Verviers Central:
General information :

+32/(0) 4 241 26 56
+32/(0) 4 241 53 28
+32/(0) 2 528 28 28



**FORMULA 1
SHELL
BELGIAN GRAND PRIX**

**SPA-FRANCORCHAMPS
22-23-24 AUGUST 2014**

Useful information

Airports

Liège: (distance 56 km - time 00:35 to 00:45 - www.liegeairport.com)	+ 32/(0) 4 234 84 11
Charleroi: (distance 132 km - time 01:1 to 01:30 - www.charleroi-airport.be)	+32/(0) 71 25 12 11
Bruxelles: (distance 134 km - time 01:19 to 01:19 - www.brusselsairport.be)	+32/(0) 2 753 77 53

Car rentals

Hertz - Liège Airport or centre:	+32/(0) 4 222 42 73
Hertz - Charleroi:	+32/(0) 71 37 78 98
Hertz - Bruxelles airport:	+32/(0) 2 713 36 35
Hertz - Bruxeles centre:	+32/(0) 2 524 31 00
Hertz - Verviers:	+32/(0) 87 23 05 20
Avis - Liège centre:	+32/(0) 4 250 35 16
Avis - Charleroi Airport:	+32/(0) 71 35 19 98
Avis - Charleroi centre:	+32/(0) 71 32 35 35
Avis - Bruxelles Airport:	+32/(0) 2 720 09 44
Avis - Bruxelles centre:	+32/(0) 2 527 17 05
Avis - Verviers centre:	+32(0) 87 22 58 10

Tourism information

Tourist federation of the Province de Liège : ftpl@prov-liege.be	+32/(0) 4 237 95 26
Tourist Office des Cantons de l'Est: www.esatbelgium.be	+32/(0) 80 33 02 50
Tourist information Office of Spa: www.spa-info.be	+32/(0) 87 79 53 53
Tourist information Office of Stavelot: www.stavelot.be	+32/(0) 80 86 27 06
Tourist information Office of Malmedy idem Canton de l'Est www.malmedy.be	+32/(0) 80 33 02 50

Media centre operation

Photographers holding permanent passes are entitled to enter the Media Centre in order to contact the journalist, on condition that they do not bring any large or bulky equipment with them and that they do not take a seat.

Media Accreditations Centre: opening hours

Thursday	8.00 h – 18.00 h
Friday	8.00 h – 16.00 h
Saturday	8.00 h – 12.00 h
Sunday	Closed

Media Centre: opening hours

Thursday	9.00 h - 22.00 h
Friday	7.00 h - 23.00 h
Saturday	7.00 h - 23.00 h
Sunday	7.00 h - until the last journalist leaves

Welcome Desk

At the Welcome Desk, journalists can ask for a seat in the press room, a locker and the Press Kit.

FIA permanent pass holders can also pick up their parking for the next race and must sign the attendance list. Apart from that, tabards for permanent credential holders are also available.

Journalist who need a private telephone line with the national company Belgacom, ask for it at the *Welcome Desk*.

Telecom Desk

The telecom desk offers to journalists a service for using telephones, fax machines and computers with internet connexion and the possibility to print in this room .

Media Car Park Shuttle Service

A shuttle service will be available to ease the journalists and photographers' transfers from the Media Car Park to the Media Centre and vice versa. The starting point is next F1 paddock, near the last garage.

Photographer's area operation

The photographers' area is located next the Press Room in the F1 Paddock. There is room available for 150 photographers approximately with 159 lockers. The request of telephone lines and internet connection works as in the Press Room.

Photographers with FIA permanent pass can pick up their tabard at the *Welcome Desk*.

A camera repair service will be available to all photographers free of charge.

Media Accreditations Centre: opening hours

Thursday	8.00 h – 18.00 h
Friday	8.00 h – 16.00 h
Saturday	8.00 h – 12.00 h
Sunday	Closed

Media Centre: opening hours

Thursday	9.00 h - 22.00 h
Friday	7.00 h - 23.00 h
Saturday	7.00 h - 23.00 h
Sunday	7.00 h - until the last photographer's leaves

Photo bus service around the service track

A photo bus (3) service will be available to ease the photographers' transfers around the service tracks. You will find the starting points, as shown in the attached map.

Timetable for shuttle service

Practice sessions

First departure 60' before the start of the session.

Qualifying session

Last departure 40' before the start of the session.

Pick up 5'/10' after the chequered flag (several trips over at least half an hour)

Race

First departure 90' before the starting time of the race.

Last departure 75' before the start of the race

Press conference schedule

Thursday- 15:00h- Press Conference Room

A maximum of six drivers chosen by the FIA F1 Head of Communications.

Friday- 16:00h- Press Conference Room

Six team personalities chosen by the FIA F1 Head of Communications.

Saturday- After the qualifying- TV Unilateral

TV unilateral interview with top three drivers of the qualifying session.

Saturday- After the qualifying- Press Conference Room

Post-Qualifying Press Conference with top three drivers of the qualifying session.

Sunday- After the race- TV Unilateral

TV unilateral interview with top three finishing drivers.

Sunday- After the race- Press Conference Room

Post Race Press Conference with top three finishing drivers.

Photographers with 'One event' passes may only enter the Press Conference Room in order to take photographs of official press conferences held throughout the event. They will be allowed into the Press Conference Room 15 minutes before the press conference starts and must leave as soon as it has finished.

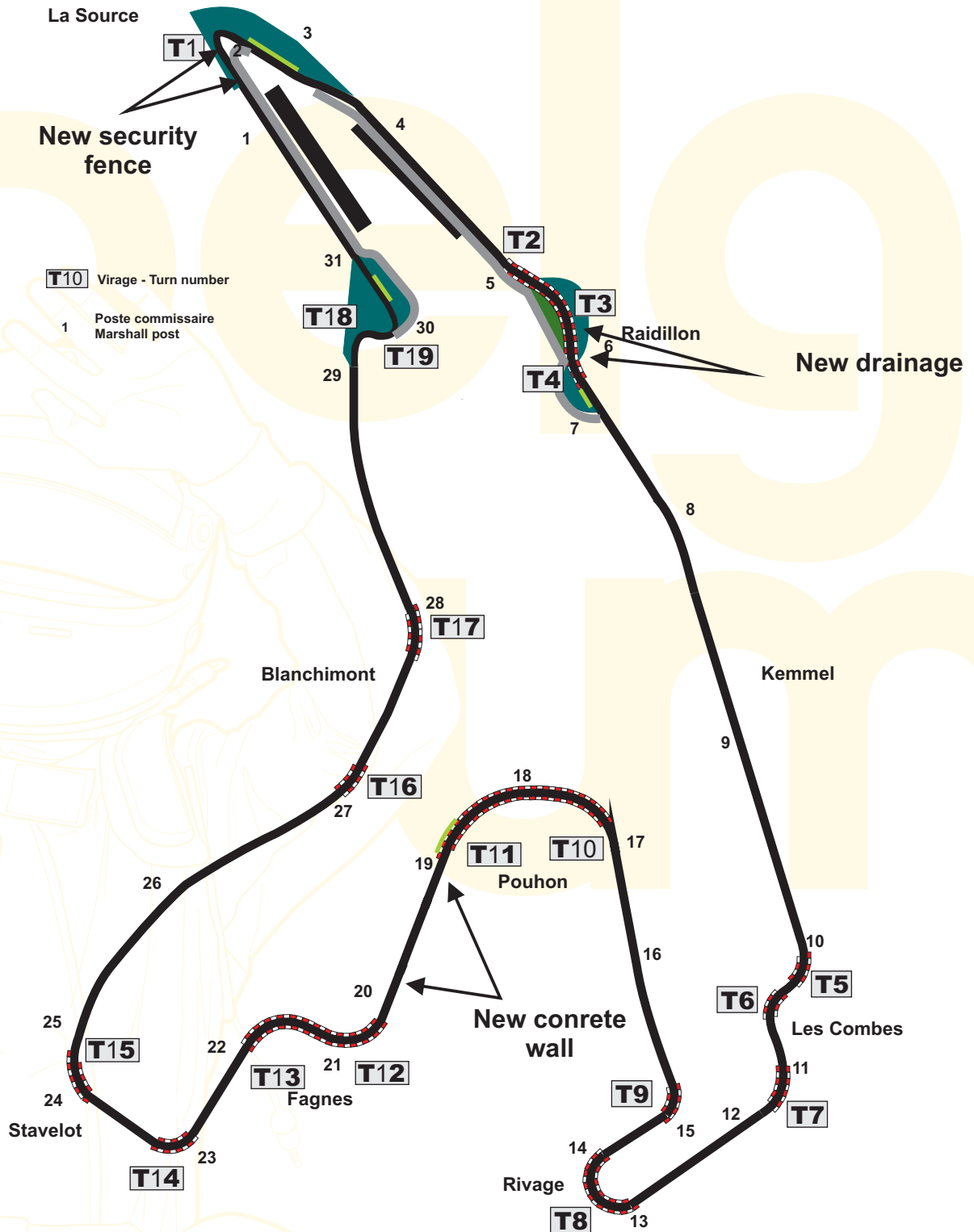
ADDITIONAL MEDIA OPPORTUNITIES

Qualifying: All drivers eliminated in Q1 or Q2 will be available for media interviews immediately after the end of each session, as will drivers who participated in Q3, but who are not required for the post-qualifying press conference, at the back of the FIA garage, paddock side.

Race: Any driver retiring before the end of the race will be available for media interviews after his return to the paddock. In addition, all drivers who finish the race outside the top three will be available for media interviews immediately after the end of the race, at each team's individual garage/hospitality or at the back of the FIA garage.

During the race every team will make at least one senior spokesperson available for interviews by officially accredited TV crews. A list of those nominated will be available in the media centre

2014 track modifications



Officials of the meeting

Clerk of the Course

National Steward

Secretary of the Meeting

Chief National Scrutineer

National Medical Officer

National Press Officer

Promotor Press Officer

Roland Bruynseraede

Yves Bacquelaine

Geoffroy Theunis

Xavier Schene

Dr. Christian Wahlen

Guy Basyn

Luc Willems

FIA

Race Director, Safety Delegate Starter

Medical Delegate

Technical Delegate

FIA Head of Communication & Media Delegate

FIA Steward of the Meeting

FIA F1 Observer

Safety Car Driver

Charlie Whiting

P. Jean-Charles Piette

Jo Bauer

Matteo Bonciani

Gerd Ennser
Enzo Spano
Emmanuele Pirro

Herbie Blash

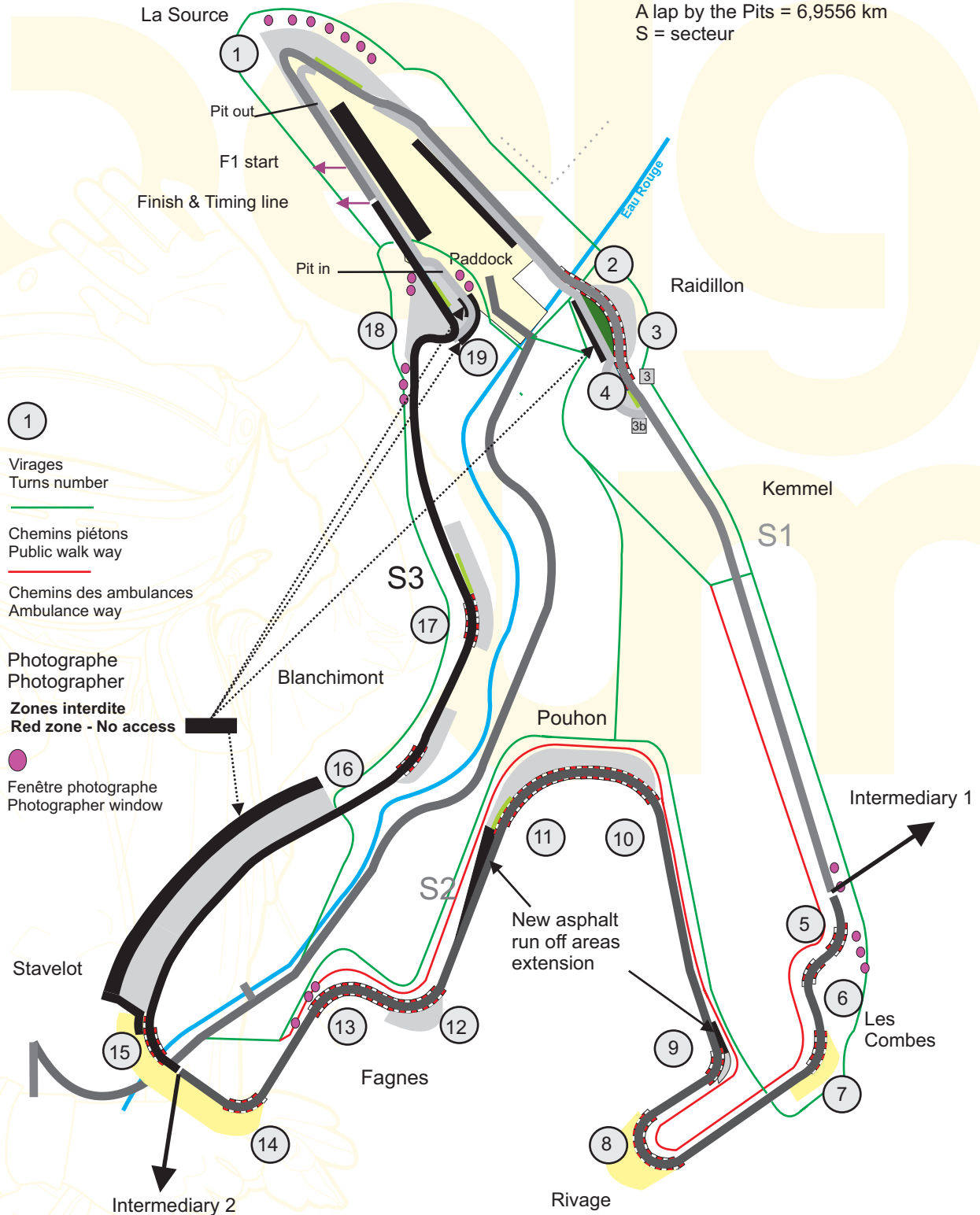
Bernd Mayländer

Track information

Red Zones

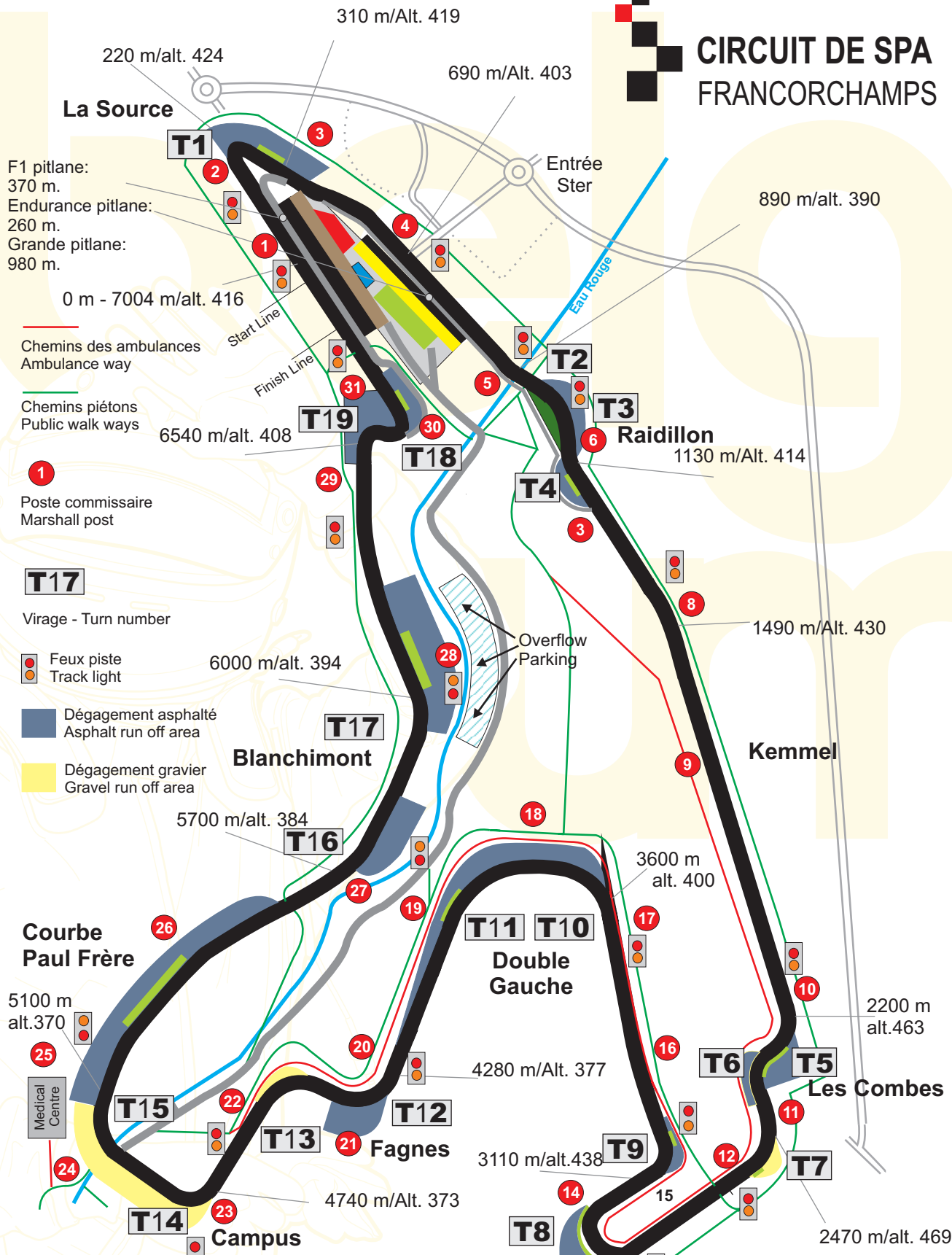
Photographers

Intermediary 1: 2,2435 km
 Intermediary 2: 5,1127 km
 Circuit Centerline: 7,004 km
 Pit in : - 0,0850 km
 Pit out: 0,3014 km
 A lap by the Pits = 6,9556 km
 S = secteur



- ① Virages
Turns number
- Chemins piétons
Public walk way
- Chemins des ambulances
Ambulance way
- Photographe
Photographer
- Zones interdite**
Red zone - No access
- Fenêtre photographe
Photographer window

**CIRCUIT DE SPA
FRANCORCHAMPS**



Belgian Grand Prix 2013 briefly

Promotor

Spa Grand Prix
Director: André Maes
Phone : +32/87 22 44 66
Fax: +32/87 22 44 55
E-mail: info@spagrandprix.com

Track

Length: 7003.95 m
Number of corners
19: left - 10: right - 9

Best Race lap - 2013

Sebastian Vettel: 1'50'756
Red Bull

Pole 2013

Lewis Hamilton
Mercedes - 2'01'012

Last winners

2013: S. Vettel	Red Bull
2012: J. Button	McLaren
2011: S. Vettel	Red Bull
2010: L. Hamilton	McLaren
2009: K. Raikkonen	Ferrari
2008: F. Massa	Ferrari
2007: K. Raikkonen	Ferrari
2006: No GP	
2005: K. Raikkonen	McLaren
2004: K. Raikkonen	McLaren
2003: No GP	
2002: M. Schumacher	Ferrari
2001: M. Schumacher (Ferrari)	Ferrari
2000: M. Hakkinen	McLaren
1999: D. Coulthard	McLaren
1998: D. Hill	Jordan
1997: M. Schumacher	Ferrari
1996: M. Schumacher	Ferrari
1995: M. Schumacher	Benetton
1994: D. Hill	Williams
1993: D. Hill	Williams
1992: M. Schumacher	Benetton
1991: A. Senna	McLaren
1990: A. Senna	McLaren
1989: A. Senna	McLaren

Number of GP : 44

First GP
June 10 1950
Number of lap
44 - 308.052 km

Altitude

391 - before Eau Rouge
Low: corner
High: 470 - after Les Combes corner

Record Pole (old chicane)

Michael Schumacher : 1'43''726
Ferrari - 2002

Podium 2013

1. S. Vettel (Red Bull); 2. F. Alonso (Ferrari);
3. L. Hamilton (Mercedes)

World championships

2013: S. Vettel	Red Bull
2012: S. Vettel	Red Bull
2011: S. Vettel	Red Bull
2010: L. Hamilton	Red Bull
2009: J. Button	Brawn GP
2008: L. Hamilton	Ferrari
2007: K. Raikkonen	Ferrari
2006: F. Alonso	Renault
2005: F. Alonso	Renault
2004: M. Schumacher	Ferrari
2003: M. Schumacher	Ferrari
2002: M. Schumacher	Ferrari
2001: M. Schumacher	Ferrari
2000: M. Schumacher	Ferrari
1999: M. Hakkinen	Ferrari
1998: M. Hakkinen	McLaren
1997: J. Villeneuve	Williams
1996: D. Hill	Williams
1995: M. Schumacher	Benetton
1994: M. Schumacher	Williams
1993: A. Prost	Williams
1992: N. Mansell	Williams
1991: A. Senna	McLaren
1990: A. Senna	McLaren
1989: A. Prost	McLaren

Belgian GP 2013 Starting grid

POSITION	DRIVER	Q1	Q2	Q3
1	Lewis Hamilton	2:00.368	1:49.067	2:01.012
2	Sebastian Vettel	2:01.863	1:48.646	2:01.200
3	Mark Webber	2:01.597	1:48.641	2:01.325
4	Nico Rosberg	2:01.099	1:48.552	2:02.251
5	Paul Di Resta	2:02.338	1:48.925	2:02.332
6	Jenson Button	2:01.301	1:48.641	2:03.075
7	Romain Grosjean	2:02.476	1:48.649	2:03.081
8	Kimi Raikkonen	2:01.151	1:48.296	2:03.390
9	Fernando Alonso	2:00.190	1:48.309	2:03.482
10	Felipe Massa	2:01.462	1:49.020	2:04.059
11	Nico Hulkenberg	2:01.712	1:49.088	
12	Adrian Sutil	2:02.749	1:49.103	
13	Sergio Perez	2:02.425	1:49.304	
14	Giedo Van der Garde	2:00.564	1:52.036	
15	Jules Bianchi	2:02.110	1:52.563	
16	Max Chilton	2:02.948	1:52.762	
17	Pastor Maldonado	2:03.072		
18	Jean-Eric Vergne	2:03.300		
19	Daniel Ricciardo	2:03.317		
20	Valtteri Bottas	2:03.432		
21	Esteban Gutiérrez	2:04.324		
22	Charles Pic	2:07.384		

Belgian GP 2013 Race Classification

POSITION	DRIVER	TEAM	LAPS	TIME
1	Sebastian Vettel	Infiniti Red Bull Racing	44	1:23:42.196
2	Fernando Alonso	Scuderia Ferrari	44	1:23:59.065
3	Lewis Hamilton	Mercedes AMG Petronas F1 Team	44	1:24:09.930
4	Nico Rosberg	Mercedes AMG Petronas F1 Team	44	14:12.068
5	Mark Webber	Infiniti Red Bull Racing	44	1:24:16.041
6	Jenson Button	Vodafone McLaren Mercedes	44	1:24:22.990
7	Felipe Massa	Scuderia Ferrari	44	1:24:36.118
8	Romain Grosjean	Lotus F1 Team	44	1:24:38.042
9	Adrian Sutil	Sahara Force India F1 Team	44	1:24:51.743
10	Daniel Ricciardo	Scuderia Toro Rosso	44	1:24:55.666
11	Sergio Perez	Vodafone McLaren Mercedes	44	1:25:04.132
12	Jean-Eric Vergne	Scuderia Toro Rosso	44	1:25:08.936
13	Nico Hulkenberg	Sauber F1 Team	44	1:25:10.454
14	Esteban Gutiérrez	Sauber F1 Team	44	1:25:22.632
15	Valtteri Bottas	Williams F1 Team	44	1:25:29.652
16	Giedo Van der Garde	Caterham F1 Team	43	1:24:21.583
17	Pastor Maldonado	Williams F1 Team	43	1:24:23.736
18	Jules Bianchi	Marussia F1 Team	43	1:25:13.451
19	Max Chilton	Marussia F1 Team	42	1:23:50.036
-	Paul Di Resta	Sahara Force India F1 Team	DNF	
-	Kimi Raikkonen	Lotus F1 Team	DNF	
-	Charles Pic	Caterham F1 Team	DNF	

World Championship 2013

Drivers

AUS MAS CHN BRN ESP MON CAN EUR GBR GER HUN BEL ITA SIN JPN KOR IND ABU USA BRA

	Aus	Mas	Chn	Brn	Esp	Mon	Can	EUR	GBR	GER	HUN	BEL	Ita	Sin	Kor	Jpn	Ind	Abu	USA	Bra	
S. Vettel	15	25	12	25	12	18	25	--	25	15	25	25	25	25	25	25	25	25	25	25	397
F. Alonso	18	--	25	4	25	6	18	15	12	10	18	18	18	8	12	--	10	10	15		242
M. Webber	8	18	--	6	10	15	12	18	6	12	10	15	--	--	18	--	18	15	18		199
L. Hamilton	10	15	15	10	--	12	15	12	10	25	15	2	10	10	--	8	6	12	2		189
K. Räikkönen	25	6	18	18	18	1	2	10	18	18	--	--	15	18	10	6	--				183
N. Rosberg.	--	12	--	2	8	25	10	25	2	--	12	8	12	6	4	18	15	2	10		171
R. Grosjean	1	8	2	15	--	--	--	--	15	8	4	4	--	15	15	15	12	18	--		132
F. Massa	12	10	8	--	15	--	4	8	--	4	6	12	8	2	1	12	4	--	6		112
J. Button	2	--	10	1	4	8	--	--	8	6	8	1	6	4	2	--	--	1	12		73
N. Hülkenberg	--	4	1	--	--	--	--	1	1	--	--	10	2	12	8	--	--	8	4		51
S. Pérez	--	2	--	8	2	--	--	--	4	2	--	--	4	1	--	10	2	6	8		49
P. di Resta	4	--	4	12	6	2	6	2	--	--	--	--	--	--	--	4	8	--	--		48
A. Sutil	6	--	--	--	--	10	1	6	--	--	2	--	1	--	--	2	1	--	--		29
D. Ricciardo	--	--	6	--	1	--	--	4	--	--	1	6	--	--	--	1	--	--	1		20
J-L Vergne	--	1	--	--	--	4	8	--	--	--	--	--	--	--	--	--	--	--	--		13
E. Gutiérrez	--	--	--	--	--	--	--	--	--	--	--	--	--	--	6	--	--	--	--		6
V. Bottas	--	--	--	--	--	--	--	--	--	--	--	--	--	--	--	--	--	4	--		4
P. Maldonado	--	--	--	--	--	--	--	--	--	1	--	--	--	--	--	--	--	--	--		1
J. Bianchi	--	--	--	--	--	--	--	--	--	--	--	--	--	--	--	--	--	--	--		[13]
Ch. Pic	--	--	--	--	--	--	--	--	--	--	--	--	--	--	--	--	--	--	--		[14]
H. Kovalainen	--	--	--	--	--	--	--	--	--	--	--	--	--	--	--	--	--	--	--		[14]
G. van der Garde	--	--	--	--	--	--	--	--	--	--	--	--	--	--	--	--	--	--	--		[14]
M. Chilton	--	--	--	--	--	--	--	--	--	--	--	--	--	--	--	--	--	--	--		[14]

Constructors :

1; Red Bull/Renault, 596; 2. Mercedes, 360; 3. Ferrari, 354; 4. Lotus Renault, 315; 5. McLaren/Mercedes, 122; 6. Force India/Mercedes, 77; 7. Sauber/Ferrari, 57; 8. Toro Rosso, 33; 9. Williams/Renault, 5; 10 Marussia/Cosworth - Caterham/Renault

Belgian GP : Historic

Year	Date	Laps	Lap Dist.	Race Dist.	Pole	Winner
2013	Aug-25	44	7.004 km	308.052 km	Hamilton, Lewis	Vettel Sebastian
2012	Sep-02	44	7.004 km	308.052 km	Button, Jenson	Button, Jenson
2011	Aug-28	44	7.004 km	308.052 km	Vettel, Sebastian	Vettel, Sebastian
2010	Aug-29	44	7.004 km	308.052 km	Webber, Mark	Hamilton, Lewis
2009	Aug-30	44	7.004 km	308.052 km	Fisichella, Giancarlo	Räikkönen, Kimi
2008	Sep-07	44	7.004 km	308.052 km	Hamilton, Lewis	Massa, Felipe
2007	Sep-16	44	7.004 km	308.176 km	Räikkönen, Kimi	Räikkönen, Kimi
2005	Sep-11	44	6.976 km	306.927 km	Montoya, Juan Pablo	Räikkönen, Kimi
2004	Aug-29	44	6.976 km	306.927 km	Trulli, Jarno	Räikkönen, Kimi
2002	Sep-01	44	6.963 km	306.355 km	Schumacher, Michael	Schumacher, Michael
2001	Sep-02	44	6.968 km	306.592 km	Montoya, Juan Pablo	Schumacher, Michael
2000	Aug-27	44	6.968 km	306.592 km	Häkkinen, Mika	Häkkinen, Mika
1999	Aug-29	44	6.968 km	306.592 km	Häkkinen, Mika	Coulthard, David
1998	Aug-30	44	6.968 km	306.592 km	Häkkinen, Mika	Hill, Damon
1997	Aug-24	44	6.968 km	306.592 km	Villeneuve, Jacques	Schumacher, Michael
1996	Aug-25	44	6.968 km	306.592 km	Villeneuve, Jacques	Schumacher, Michael
1995	Aug-27	44	6.974 km	306.856 km	Berger, Gerhard	Schumacher, Michael
1994	Aug-28	44	7.001 km	308.044 km	Barrichello, Rubens	Hill, Damon
1993	Aug-29	44	6.974 km	306.856 km	Prost, Alain	Hill, Damon
1992	Aug-30	44	6.974 km	306.856 km	Mansell, Nigel	Schumacher, Michael
1991	Aug-25	44	6.940 km	305.360 km	Senna, Ayrton	Senna, Ayrton
1990	Aug-26	44	6.940 km	305.360 km	Senna, Ayrton	Senna, Ayrton
1989	Aug-27	44	6.940 km	305.360 km	Senna, Ayrton	Senna, Ayrton
1988	Aug-28	43	6.940 km	298.420 km	Senna, Ayrton	Senna, Ayrton
1987	May-17	43	6.940 km	298.420 km	Mansell, Nigel	Prost, Alain
1986	May-25	43	6.940 km	298.420 km	Piquet, Nelson	Mansell, Nigel
1985	Sep-15	43	6.940 km	298.420 km	Prost, Alain	Senna, Ayrton
1983	May-22	40	6.949 km	278.620 km	Prost, Alain	Prost, Alain
1970	Jun-07	28	14.100 km	394.800 km	Stewart, Jackie	Rodríguez, Pedro
1968	Jun-09	28	14.100 km	394.800 km	Amon, Chris	McLaren, Bruce
1967	Jun-18	28	14.100 km	394.800 km	Clark, Jim	Gurney, Dan
1966	Jun-12	28	14.100 km	394.800 km	Surtees, John	Surtees, John
1965	Jun-13	32	14.100 km	451.200 km	Hill, Graham	Clark, Jim
1964	Jun-14	32	14.100 km	451.200 km	Gurney, Dan	Clark, Jim
1963	Jun-09	32	14.100 km	451.200 km	Hill, Graham	Clark, Jim
1962	Jun-17	32	14.100 km	451.200 km	Hill, Graham	Clark, Jim
1961	Jun-18	30	14.100 km	423.000 km	Hill, Phil	Hill, Phil
1960	Jun-19	36	14.100 km	507.600 km	Brabham, Jack	Brabham, Jack
1958	Jun-15	24	14.100 km	338.400 km	Hawthorn, Mike	Brooks, Tony
1956	Jun-03	36	14.120 km	508.320 km	Fangio, Juan Manuel	Collins, Peter
1955	Jun-05	36	14.120 km	508.320 km	Castellotti, Eugenio	Fangio, Juan Manuel
1954	Jun-20	36	14.120 km	508.320 km	Fangio, Juan Manuel	Fangio, Juan Manuel
1953	Jun-21	36	14.120 km	508.320 km	Fangio, Juan Manuel	Ascari, Alberto
1952	Jun-22	36	14.120 km	508.320 km	Ascari, Alberto	Ascari, Alberto
1951	Jun-17	36	14.120 km	508.320 km	Fangio, Juan Manuel	Farina, Giuseppe
1950	Jun-18	35	14.120 km	494.200 km	Farina, Giuseppe	Fangio, Juan Manuel

Historic 2

Francorchamps Profil

Location	Type	GP	First GP	First GP Winner	Last GP	Last GP Winner
Spa-Francorchamps	Road	45	BEL 1950	Fangio, Juan Manuel	2BEL 2013	Button, Jenson

Configurations and fastest laps records

1	1970	14.100 km	Amon, Chris	1970	03:27.4	244.744 km/h
1	1983	6.949 km	de Cesaris, Andrea	1983	02:07.493	196.218 km/h
7	1985-1991	6.940 km	Prost, Alain	1990	01:55.087	217.088 km/h
3	1992-1993; 1995	6.974 km	Prost, Alain	1993	01:51.095	225.990 km/h
1	1994	7.001 km	Hill, Damon	1994	01:57.117	215.200 km/h
6	1996-2001	6.968 km	Schumacher, Michael	2001	01:49.758	228.546 km/h
1	2002	6.963 km	Schumacher, Michael	2002	01:47.176	233.884 km/h
2	2004-2005	6.976 km	Räikkönen, Kimi	2004	01:45.108	238.931 km/h
6	2007-2013	7.004 km	Vettel, Sebastian	2009	01:47.263	235.071 km/h

Nivelles Profil

Location	Type	GP	First GP	First GP Winner	Last GP	Last GP Winner
Nivelles, Belgium	Race	2	BEL 1972	Fittipaldi, Emerson	BEL 1974	Fittipaldi, Emerson

Configurations and fastest laps records

Year	Date	Laps	Lap Dist.	Race Dist.	Pole ?	Winner	Fastest Lap
1974	May-12	85	3.724 km	316.540 km	Regazzoni, Clay	Fittipaldi, Emerson	Hulme, Denny
1972	Jun-04	85	3.724 km	316.540 km	Fittipaldi, Emerson	Fittipaldi, Emerson	Amon, Chris

Zolder Profil

Location	Type	GP	First GP	First GP Winner	Last GP	Last GP Winner
Zolder, Belgium	Race	10	BEL 1973	Stewart, Jackie	BEL 1984	Alboreto, Michele

Configurations and fastest laps records

Year	Date	Laps	Lap Dist.	Race Dist.	Pole ?	Winner	Fastest Lap
1984	Apr-29	70	4.262 km	298.340 km	Alboreto, Michele	Alboreto, Michele	Arnoux, René
1982	May-09	70	4.262 km	298.340 km	Prost, Alain	Watson, John	Watson, John
1981	May-17	70	4.262 km	298.340 km	Reutemann, Carlos	Reutemann, Carlos	Reutemann, Carlos
1980	May-04	72	4.262 km	306.864 km	Jones, Alan	Pironi, Didier	Laffite, Jacques
1979	May-13	70	4.262 km	298.340 km	Laffite, Jacques	Scheckter, Jody	Villeneuve, Gilles
1978	May-21	70	4.262 km	298.340 km	Andretti, Mario	Andretti, Mario	Peterson, Ronnie
1977	Jun-05	70	4.262 km	298.340 km	Andretti, Mario	Nilsson, Gunnar	Nilsson, Gunnar
1976	May-16	70	4.262 km	298.340 km	Lauda, Niki	Lauda, Niki	Lauda, Niki
1975	May-25	70	4.262 km	298.340 km	Lauda, Niki	Lauda, Niki	Regazzoni, Clay
1973	May-20	70	4.220 km	295.400 km	Peterson, Ronnie	Stewart, Jackie	Cévert, François

Season 2014: changes

Engines:

Now referred to as part of overall power units, engines must be turbocharged 1.6 litre V6s with a maximum RPM of 15,000 and the whole power unit must weigh a minimum of 145kg. Each car is allowed five power units (including the engine, motor generator unit-kinetic (MGU-K), the motor generator unit-heat (MGU-H), the energy store, turbocharger and control electronics) to be used as they see fit for the season. Five of each component are allowed to be used in any combination.

Should they need a further component they will have to contend with one of a number of penalties. A complete new power unit requires a driver to start from the pit lane, while using a sixth element will lead demotion of ten places from their qualifying position at the next race. If a different element requires a sixth (i.e it is not the first component to require a sixth) then a five-place grid penalty will be imposed, but the first time a seventh of any element is required then it's another ten-place penalty. Each subsequent seventh used will again lead to a five-place penalty, and so on.

Gearbox:

Each driver must use the same gearbox for six consecutive events (Saturday and Sunday at race weekends). Should they need an additional box they will be hit with a five-place grid penalty.

ERS:

While Kinetic Energy Recovery Systems were reintroduced in 2011 after the teams mutually agreed to suspend their use in 2010, 2014 sees the technology become known just as Energy Recovery Systems which is comprised of two main components known as the MGU-K and the MGU-H. In short, the MGU-K takes wasted energy under braking and turns it into additional power which is then stored and made available (in fixed quantities per lap) by means of a boost button controlled by the driver. The MGU-H recovers heat for a similar purpose.

Drag Reduction System:

Moveable bodywork regulations introduced in 2011 allow adjustment of the rear wing from the cockpit to aid overtaking. The rear wing flap can only be opened at pre-determined points on the track during practice and qualifying and during a race only when a driver is less than one second behind another car in those zones. Braking deactivates the device. The intention is to decrease drag for the chasing car and improve the chances of overtaking. The only time it cannot be used under any circumstances is two laps after the start (or a safety car restart), under yellow flags and in wet conditions.

Weight:

The weight of car and driver must be no less than 690kg at any point during a grand prix weekend. Teams try to build the car as light as possible and then use ballast in strategic areas to ensure they meet the weight requirements. The minimum weight may be increased or decreased to allow for any difference in weight of Pirelli's 2014 tyres compared to the 2013 ones. Source espnf1

Entry Listy

N°	Driver	Team	Chassis		Engine
1	Sebastian Vettel	Infiniti Red Bull Racing	Red Bull	RB10	Renault Energy F1-2014
3	Daniel Ricciardo	Infiniti Red Bull Racing	Red Bull	RB10	Renault Energy F1-2014
6	Nico Rosberg	Mercedes AMG Petronas F1 Team	Mercedes	F1 W05	Mercedes PU106A
44	Lewis Hamilton	Mercedes AMG Petronas F1 Team	Mercedes	F1 W05	Mercedes PU106A
7	Kimi Raikkonen	Scuderia Ferrari	Ferrari	F14 T	Ferrari 059/3
14	Fernando Alonso	Scuderia Ferrari	Ferrari	F14 T	Ferrari 059/3
8	Romain Grosjean	Lotus F1 Team	Lotus	E22	Renault Energy F1-2014
13	P. Maldonado	Lotus F1 Team	Lotus	E22	Renault Energy F1-2014
20	Kevin Magnussen	McLaren Mercedes	McLaren	MP4-29	Mercedes PU106A V6 t 1.6
22	Jenson Button	McLaren Mercedes	McLaren	MP4-29	Mercedes PU106A
11	Sergio Perez	Sahara Force India F1 Team	Force India	VJM07	Mercedes PU106A
27	Nico Hülkenberg	Sahara Force India F1 Team	Force India	VJM07	Mercedes PU106A
36	Esteban Gutierrez	Sauber F1 Team	Sauber	C33	Ferrari 059/3
99	Adrian Sutil	Sauber F1 Team	Sauber	C33	Ferrari 059/3
25	Jean-Éric Vergne	Scuderia Toro Rosso	Toro Rosso	STR9	Renault Energy F1-2014
26	Daniil Kvyat	Scuderia Toro Rosso	Toro Rosso	STR9	Renault Energy F1-2014
40	Felipe Massa	Williams Martini Racing	Williams	FW36	Mercedes PU106A
77	Valtteri Bottas	Williams Martini Racing	Williams	FW36	Mercedes PU106A
4	Max Chilton	Marussia F1 Team	Marussia	MR03	Ferrari 059/3
17	Jules Bianchi	Marussia F1 Team	Marussia	MR03	Ferrari 059/3
9	Marcus Ericsson	Caterham F1 Team	Caterham	CT05	Renault Energy F1-2014
10	Kamui Kobayashi	Caterham F1 Team	Caterham	CT05	Renault Energy F1-2014

Calendar 2014



GP Australia: March 16
Melbourne, 5.303 m
58 laps - 307.574 km



GP Malaysia: March 30
Sepang, 5.543 m
56 laps - 310.408 km



GP Bahrain: April 6
Sakhir, 5.412 m
57 laps - 308.238 km



GP China: April 20
Shangai, 5.451 m
56 laps - 305.066 km



GP Spain: May 11
Catalunya, 4.655 m
66 laps - 307.104 km



GP Monaco: May 25
Monaco, 3.340 m
78 laps - 360.520 km



GP Canada: June 8
Montréal, 4.361 m
70 laps - 305.270 km



GP Austria: June 22
Spielberg, 4,326
71 tours - 307.020 km



GP Great Britain: July 6
Silverstone, 5.891 m
52 laps - 306.198 km



GP Germany: July 20
Hockenheim, 4.57'
67 laps - 306. 458 km



GP Hungary: July 27
Hungaroring, 4.381 m
70 laps - 306.630 km



GP Belgium: August 24
Francorchamps, 7003,95
44 laps - 308.052 km



GP Italy: September 7
Monza, 5.793 m
53 laps - 306.720 km



GP Singapour: Sept. 21
Singapour 5.065 m
61 laps - 308.828 km



GP Japan: October 5
Suzuka, 5.807 m
53 laps - 307.471 km



GP Russia: October 12
Sotchi, 5.853 m
52 laps - 304,356 km



GP des Etats-Unis Nov. 2
Austin, 5.513 m
56 lap - 308.405 km



GP Brazil: November 9
Interlagos, 4.309 km
71 laps - 305.909 km



GP Abu Dhabi: Nov. 23
Yas Marina, 5.554 m
55 lap - 305.355 km

Infiniti Red Bull Racing

Address: Milton Keynes (GBR)
First season: 2005
Chassis: RB10
Engine: Renault Energy F1-2014
President: Dietrich Mateschitz
Team Manager: Christian Horner

Driver: Sebastian VETTEL
Birth date: July 3, 1987
www.sebastianvettel.de
Height: 1.76 m
Weight: 58 kg
Previous teams: BMW Sauber, Toro Rosso



170 GP starts
47 Wins
57 Pole positions
4 Constructors' titles
2010, 2011, 2012, 2013

Driver: Daniel RICCIARDO
Birth date: July 1, 1989
www.danielricciardo.com
Height: 1.78 m
Weight: 68 kg
Previous team: HRT; Toro Rosso

Mercedes AMG Petronas F1

Address: Brackley (GBR)
First season: 1966
Chassis: F1W05 Hybrid
Engin: Mercedes-Benz PU106A
Team Principal: Paddy Lowe
President: Niki Lauda

Driver: Lewis HAMILTON
Birth date: January 7, 1985
www.lewishamilton.com
Height: 1.75 m
Weight: 66 kg
Previous team: McLaren



94 GP starts
includes 1954 and 1955 seasons
18 Wins
22 Pole positions
360 Points 2013 (2e)

Driver: Nico ROSBERG
Birth date: June 27, 1985
www.nicorosberg.com
Height: 1.78 m
Weight: 71 kg
Previous team: Williams

Ferrari Scuderia



Address: Maranello (I)
First season: 1950
Chassis: F14T
Engine: Ferrari 059/3
President: Luca di Montezemolo
Team Manager: Marco Mattiacci

Driver: Fernando ALONSO DIAZ
Birth date: July 29, 1981
www.fernandoalonso.com
Height: 1.71 m
Weight: 68 kg
Previous teams: McLaren, Minardi, Renault

875 GP starts
221 Wins
207 Pole positions
16 Constructors' titles: 1961, 1964, 1975, 1976, 1977, 1979, 1982, 1983, 1999, 2000, 2001, 2002, 2003, 2004, 2007, 2008

Driver: Kimi RAIKKONEN
Birth date: October 17, 1979
www.kimiraikkonen.com
Height: 1.75 m
Weight: 62 kg
Previous teams: Ferrari, McLaren, Sauber, Lotus-Renault

Lotus F1 Team



Address: Enstone (chassis)
First season: 2002
Chassis: E22
Engine: Renault Energy F1-2014
President: Gérard Lopez
Team Manager: Nick Chester

Driver: Pastor MALDONADO
Birth date: March 9, 1985
www.pastormaldonado.com
Tailles: 1.73 m
Poids: 66 kg
Team précédent: Williams

44 GP starts
2 Wins
0 Pole positions
315 Points 2013 (4e)

Driver: Romain GROSJEAN
Birth date: April 17, 1986
www.romaingrosjean.com
Height: 1.80 m
Weight: 70 kg
Previous teams: Renault

McLaren Mercedes

Address: Woking (GBR)
First season: 1999 for BAR
Chassis: FMP4-29
Engin: Mercedes PU106A
Director : Ron Denis
General Director: Eric Boulier

Driver: Jenson BUTTON
Birth date: January, 19 1980
www.jensonbutton.com
Height: 1.82 m
Weight: 72 kg
Previous teams: BAR, Benetton, Brawn, Honda, Renault, Williams

Sahara Force India F1 Team

Address: Silverstone (UK)
First season: 2008
Chassis: VJM07
Engine: Mercedes PU106A Hybrid
President: Vijay Mallya
CEO: Andre Green

Driver: Nico HULKENBERG
Birth date: January 11, 1983
www.nicohulkenger.net
Height: 1.84 m
Weight: 75 kg
Previous teams: Williams, Force India



753 GP starts
182 Wins
155 Pole positions
8 Constructors' titles
1974, 1984, 1985, 1988, 1989,
1990, 1991, 1998

Driver: Kevin MAGNUSSEN
Birth date: October, 5 1992
www.kevinmagnussen.com
Height: 1.74 m
Weight: 68 kg
Previous teams:



117 GP starts
0 Wins
1 Pole position
77 Points 2013 (6e
)

Driver: Sergio PEREZ
Birth date: January 1990
www.perezracing.com
Height: 1.75 m
Weight: 64 kg
Previous teams: Sauber

Sauber F1 Team

Address: Hinwill, Switzerland
First season: 1993
Chassis: C33
Engine: Ferrari 056
President: Peter Sauber
Director: Monisha Kaltenborn

Driver: Andrian SUTIL
Birth date: January 11, 1983
www.andriansutil.com
Height: 1.8 m
Weight: 75 kg
Previous teams: Spyker, Force India

Scuderia Toro Rosso

Address: Faenza (I)
First season: 2006 (ex Minardi, 1985)
Chassis: STR9
Engine: Renault Energy F1-2014
President: Franz Tost
Team Manager: Steve Nielsen

Driver: Jean-Eric VERGNE
Birth date: April 25, 1990
www.jeanericvergne.com
Height: 1.82 m
Weight: 69 kg
Previous team:



297 GP starts
0 Wins
0 Pole positions
57 Points 2013 (7e)

Driver: Esteban GUTIERREZ
Birth date: August 5, 1991
www.estebangutierrez.com
Taille: 1.80 m
Poids: 63 kg
Teams précédents:



152 GP starts
1 Win
1 Pole position
33 Points 2013 (8e)

Driver: Daniil KVVYAT
Birth date: April, 26, 1994
www.pastormaldonado.com
Height: 1.75 m
Weight: 58 kg
Previous team :

Williams Martini Racing



Address: Grove (GBR)
First season: 1977
Chassis: FW35
Engine: Mercedes PU106A Hybrid
General Director: Franck Williams
Technical Director: Pat Symonds

616 GP starts
114 Wins
127 Pole positions
9 Constructors' titles
1980, 1981, 1986, 1987, 1992,
1993, 1994, 1996, 1997

Driver: Felipe MASSA
Birth date: April 25, 1981
www.felipemassa.com.br
Height: 1.66 m
Weight: 59 kg
Previous team: Sauber, Ferrari

Driver: Valtteri BOTTAS
Birth date: August 28, 1989
www.bottasvaltteri.com
Taille: 1.73 m
Poids: 70 kg
Teams précédents:

Marussia F1 Team



Address: Banbury (UK)
First season: 2010
Chassis: MR03
Engine: Ferrari 056
President: John Booth
Team Manager: Graem Lowdon

82 GP starts
0 Wins
0 Pole positions
0 Points 2013 (10e)

Driver: Jules Bianchi
Birth date: August 3, 1989
www.jules-bianchi.com
Height:
Weight:
Previous teams:

Driver: Max CHILTON
Birth date: April 21, 1991
www.maxchilton.com
Height: 1.82 m
Weight: 65 kg
Previous team:

Catheram F1 Team



Address: Leafield (UK)
First season: 2010
Chassis: CT05
Engine: Renault Energy F1-2014
General Manager: Tony Fernandes
Executive manager: Cyril Abiteboul

Driver: Marcus ERICSSON
Birth date: September 2, 1990
www.marcusericsson.com
Height: 1.82 m
Weight: 65 kg
Previous team:

44 GP starts
0 Win
0 Pole position
0 Points 2013 (11e)

Driver: Kamui KOBAYASHI
Birth date: September 13, 1986
www.kamui-kobayashi.com
Height: 1.68 m
Weight: 57 kg
Previous teams: Sauber, Toyota





FORMULA 1 SHELL BELGIAN GRAND PRIX

SPA-FRANCORCHAMPS
22-23-24 AUGUST 2014

Media contacts

Infiniti Red Bull Racing

Head of Communications: Katie Tweedle
+44 7766 471 568 – katie.tweedle@redbullracing.com
Press Officer: Lyndsey Fairburn
+44 7764 386 399 – lyndsey.fairburn@redbullracing.com
Media & PR Consultant Sebastian Vettel: Britta Roeske
+44 7764 386 402 – britta.roeske@sebastianvettel.com

Vodafone McLaren Mercedes

Head of Communications & PR: Matt Bishop
+44 7976 835 878 – matt.bishop@mclaren.com
Media Manager: Steve Cooper
+44 7881 426 460 – steve.cooper@mclaren.com
PR Officer: Silvia Hoffer Frangipane
+44 7584 218 639 – silvia.hoffer@mclaren.com

Mercedes AMG Petronas F1 Team

Director Mercedes-Benz Motorsport Communications:
Wolfgang Schattling: +49/160 862 4864
wolfgang.schattling@daimler.com
Communication Manager Mercedes AMG Petronas:
Nicola Armstrong: +44 7793 844549 – narmstrong@mercedesM
Communications Manager Mercedes: +44 151 58621 997 – bradley.lord@daimler.com

Sahara Force India F1 Team

Head of Sponsorship, Promotion & Media: Sadie Wigglesworth
+44 7983 312 992 – sadie.wigglesworth@forceindiaf1.com
Communications Manager: Will Hings
+44 7734 202020 – will.hings@forceindiaf1.com

Scuderia Toro Rosso

Head of Communications: Fabiana Valenti
+39 335 711 3694 – fabiana.valenti@tororosso.com
Senior Press Officer: Diego Mandolfo
+39 340 795 1078 – diego.mandolfo@tororosso.com

Pirelli

Head of F1 Communications: Alexandra Schieren
+33 607 036 903 – alexandra.schieren@pirelli.com

Scuderia Ferrari

Head of Motorsport Press Office: Renato Bisignani
+39 334 659 1412 – Renato.bisignani@ferrari.com
Press Officer: Roberta Vallorosi
+39 334 659 1868 – roberta.vallorosi@ferrari.com
Press Officer: Stefania Bocchi
stefania.bocchi@ferrari.com

Lotus F1 Team

Head of Communications: Stephane Samson
+44 7827 307 185 – stephane.samson@lotusf1team.com
Senior Press Officer: Clarisse Hoffmann
+44 7747 468 273 – clarisse.hoffmann@lotusf1team.com
Press Officer: Anna Goodrum,
anna.goodrum@lotusf1team.com **Andy Stobart :**
andy.stobart@lotusf1team.com

Sauber F1 Team

Head of Communications: Hanspeter Brack
+41 79 770 1819 – hanspeter.brack@sauberM
Communication Manager: Stephanie Weiser
Stephanie.weiser@sauber-motorsport.com +41 79 264 2861

Williams F1 Team

Communication Manager: Isobel Postins
+44/7867 492 412 – Isobel.postins@williamsf1.com
Head of Communications: Sophie Ogg
+44 7977 27 5762 – sophie.ogg@williamsf1.com

Caterham F1 Team

Head of Communications: Tom Webb
+44 7581 208 504 – tom.webb@caterhamf1.com

Marussia F1 Team

PR Director: Tracy Novak
+44 7590 964 936 – tracy.novak@marussiaf1team.com

Renault Sport F1

Head of Communications: Lucy Genon
+44 781 659 4152 – lucy.genon@renaultsportf1.com

GP of Australia: qualifying and race classification

POS	DRIVER	Q1	LAPS	Q2	LAPS	Q3
1	Lewis Hamilton	1:31.699	6	1:42.890	8	1:44.231
2	Daniel Ricciardo	1:30.775	3	1:42.295	9	1:44.548
3	Nico Rosberg	1:32.564	6	1:42.264	8	1:44.595
4	Kevin Magnussen	1:30.949	4	1:43.247	9	1:45.745
5	Fernando Alonso	1:31.388	6	1:42.805	8	1:45.819
6	Jean-Eric Vergne	1:33.488	5	1:43.849	9	1:45.864
7	Nico Hulkenberg	1:33.893	5	1:43.658	8	1:46.030
8	Daniil Kvyat	1:33.777	5	1:44.331	9	1:47.368
9	Felipe Massa	1:31.228	5	1:44.242	9	1:48.079
10	Valtteri Bottas	1:31.601	5	1:43.852	8	1:48.147
11	Jenson Button	1:31.396	5	1:44.437	8	
12	Kimi Raikkonen	1:32.439	5	1:44.494	8	
13	Sebastian Vettel	1:31.931	5	1:44.668	8	
14	Adrian Sutil	1:33.673	5	1:45.655	7	
15	Kamui Kobayashi	1:34.274	5	1:45.867	8	
16	Sergio Perez	1:34.141	5	1:47.293	8	
17	Max Chilton	1:34.293	5			
18	Jules Bianchi	1:34.794	5			
19	Esteban Gutiérrez	1:35.117	7			
20	Marcus Ericsson	1:35.157	5			

Race

1	Nico Rosberg	Mercedes AMG Petronas	57	1:32:58.710
2	Kevin Magnussen	McLaren Mercedes	57	1:33:25.487
3	Jenson Button	McLaren Mercedes	57	1:33:28.737
4	Fernando Alonso	Scuderia Ferrari	57	1:33:33.994
5	Valtteri Bottas	Williams Martini Racing	57	1:33:46.349
6	Nico Hulkenberg	Sahara Force India	57	1:33:49.428
7	Kimi Raikkonen	Scuderia Ferrari	57	1:33:56.385
8	Jean-Eric Vergne	Scuderia Toro Rosso	57	1:33:59.151
9	Daniil Kvyat	Scuderia Toro Rosso	57	1:34:02.295
10	Sergio Perez	Sahara Force India	57	1:34:24.626
11	Adrian Sutil	Sauber F1 Team	56	1:33:06.852
12	Esteban Gutiérrez	Sauber F1 Team	56	1:33:12.956
13	Max Chilton	Marussia F1 Team	55	1:33:21.069
-	Daniel Ricciardo	Infiniti Red Bull Racing	DNF	
-	Jules Bianchi	Marussia F1 Team	DNF	
-	Romain Grosjean	Lotus F1 Team	DNF	
-	Pastor Maldonado	Lotus F1 Team	DNF	
-	Marcus Ericsson	Caterham F1 Team	DNF	
-	Sebastian Vettel	Infiniti Red Bull Racing	DNF	
-	Lewis Hamilton	Mercedes AMG Petronas	DNF	
-	Kamui Kobayashi	Caterham F1 Team	DNF	
-	Felipe Massa	Williams Martini Racing	DNF	

GP of Malaysia: qualifying and race classification

POS	DRIVER	Q1	LAPS	Q2	LAPS	Q3
1	Lewis Hamilton	1:57.202	7	1:59.041	9	1:59.431
2	Sebastian Vettel	1:57.654	6	1:59.399	8	1:59.486
3	Nico Rosberg	1:57.183	7	1:59.445	9	2:00.050
4	Fernando Alonso	1:58.889	8	2:01.356	7	2:00.175
5	Daniel Ricciardo	1:58.913	6	2:00.147	7	2:00.541
6	Kimi Raikkonen	1:59.257	8	2:01.532	6	2:01.218
7	Nico Hulkenberg	1:58.883	8	2:00.839	8	2:01.712
8	Kevin Magnussen	2:00.358	8	2:02.094	5	2:02.213
9	Jean-Eric Vergne	2:01.689	8	2:02.096	8	2:03.078
10	Jenson Button	2:00.889	8	2:01.810	8	2:04.053
11	Daniil Kvyat	2:01.175	8	2:02.351	8	
12	Esteban Gutiérrez	2:01.134	8	2:02.369	8	
13	Felipe Massa	2:00.047	8	2:02.460	8	
14	Sergio Perez	2:00.076	7	2:02.511	8	
15	Valtteri Bottas	1:59.709	9	2:02.756	8	
16	Romain Grosjean	2:00.202	9	2:02.885	8	
17	Pastor Maldonado	2:02.074	8			
18	Adrian Sutil	2:02.131	7			
19	Jules Bianchi	2:02.702	8			
20	Kamui Kobayashi	2:03.595	8			
21	Max Chilton	2:04.388	8			

Race

1	Lewis Hamilton	Mercedes AMG Petronas F1 Team	56	1:40:25.974
2	Nico Rosberg	Mercedes AMG Petronas F1 Team	56	1:40:43.287
3	Sebastian Vettel	Infiniti Red Bull Racing	56	1:40:50.508
4	Fernando Alonso	Scuderia Ferrari	56	1:41:01.966
5	Nico Hulkenberg	Sahara Force India F1 Team	56	1:41:13.173
6	Jenson Button	McLaren Mercedes	56	1:41:49.665
7	Felipe Massa	Williams Martini Racing	56	1:41:51.050
8	Valtteri Bottas	Williams Martini Racing	56	1:41:51.511
9	Kevin Magnussen	McLaren Mercedes	55	1:40:28.365
10	Daniil Kvyat	Scuderia Toro Rosso	55	1:40:55.334
11	Romain Grosjean	Lotus F1 Team	55	1:40:57.536
12	Kimi Raikkonen	Scuderia Ferrari	55	1:40:57.674
13	Kamui Kobayashi	Caterham F1 Team	55	1:41:37.748
14	Marcus Ericsson	Caterham F1 Team	54	1:40:37.511
15	Max Chilton	Marussia F1 Team	54	1:40:37.641
-	Daniel Ricciardo	Infiniti Red Bull Racing	DNF	
-	Esteban Gutiérrez	Sauber F1 Team	DNF	
-	Adrian Sutil	Sauber F1 Team	DNF	
-	Jean-Eric Vergne	Scuderia Toro Rosso	DNF	
-	Jules Bianchi	Marussia F1 Team	DNF	
-	Pastor Maldonado	Lotus F1 Team	DNF	

GP of Bahrain: qualifying and race classification

POS	DRIVER	Q1	LAPS	Q2	LAPS	Q3
1	Nico Rosberg	1:35.439	4	1:33.708	3	1:33.185
2	Lewis Hamilton	1:35.323	4	1:33.872	3	1:33.464
3	Daniel Ricciardo	1:36.220	6	1:34.592	4	1:34.051
4	Valtteri Bottas	1:34.934	3	1:34.842	6	1:34.247
5	Sergio Perez	1:34.998	8	1:34.747	6	1:34.346
6	Kimi Raikkonen	1:35.234	6	1:34.925	6	1:34.368
7	Jenson Button	1:35.699	6	1:34.714	5	1:34.387
8	Felipe Massa	1:35.085	3	1:34.842	6	1:34.511
9	Kevin Magnussen	1:35.288	6	1:34.904	5	1:34.712
10	Fernando Alonso	1:35.251	6	1:34.723	5	1:34.992
11	Sebastian Vettel	1:35.549	6	1:34.985	3	
12	Nico Hulkenberg	1:34.874	6	1:35.116	6	
13	Daniil Kvyat	1:35.395	8	1:35.145	6	
14	Jean-Eric Vergne	1:35.815	8	1:35.286	6	
15	Esteban Gutiérrez	1:36.567	8	1:35.891	6	
16	Romain Grosjean	1:36.654	7	1:35.908	3	
17	Pastor Maldonado	1:36.663	7			
18	Adrian Sutil	1:36.840	5			
19	Kamui Kobayashi	1:37.085	6			
20	Jules Bianchi	1:37.310	6			
21	Marcus Ericsson	1:37.875	7			
22	Max Chilton	1:37.913	6			

Race

1	Lewis Hamilton	Mercedes AMG Petronas	57	1:39:42.743
2	Nico Rosberg	Mercedes AMG Petronas	57	1:39:43.828
3	Sergio Perez	Sahara Force India	57	1:40:06.810
4	Daniel Ricciardo	Infiniti Red Bull Racing	57	1:40:07.232
5	Nico Hulkenberg	Sahara Force India	57	1:40:11.397
6	Sebastian Vettel	Infiniti Red Bull Racing	57	1:40:12.622
7	Felipe Massa	Williams Martini Racing	57	1:40:14.008
8	Valtteri Bottas	Williams Martini Racing	57	1:40:14.619
9	Fernando Alonso	Scuderia Ferrari	57	1:40:15.338
10	Kimi Raikkonen	Scuderia Ferrari	57	1:40:16.205
11	Daniil Kvyat	Scuderia Toro Rosso	57	1:40:24.085
12	Romain Grosjean	Lotus F1 Team	57	1:40:25.886
13	Max Chilton	Marussia F1 Team	57	1:40:42.652
14	Pastor Maldonado	Lotus F1 Team	57	1:40:45.546
15	Kamui Kobayashi	Caterham F1 Team	57	1:41:10.643
16	Jules Bianchi	Marussia F1 Team	56	1:40:59.565
17	Jenson Button	McLaren Mercedes	55	1:37:37.883
-	Kevin Magnussen	McLaren Mercedes	DNF	
-	Esteban Gutiérrez	Sauber F1 Team	DNF	
-	Marcus Ericsson	Caterham F1 Team	DNF	
-	Jean-Eric Vergne	Scuderia Toro Rosso	DNF	
-	Adrian Sutil	Sauber F1 Team	DNF	

GP of China: qualifying and race classification

Pos	Drivers	Q1	Laps	Q2	Laps	Q3	Laps
1	Lewis Hamilton	1:55.516	8	1:54.029	7	1:53.860	6
2	Daniel Ricciardo	1:56.641	9	1:55.302	7	1:54.455	7
3	Sebastian Vettel	1:55.926	8	1:54.499	8	1:54.960	7
4	Nico Rosberg	1:56.058	8	1:55.294	7	1:55.143	7
5	Fernando Alonso	1:56.961	8	1:55.765	6	1:55.637	7
6	Felipe Massa	1:56.850	9	1:56.757	8	1:56.147	7
7	Valtteri Bottas	1:56.501	9	1:56.253	8	1:56.282	7
8	Nico Hulkenberg	1:55.913	9	1:56.847	7	1:56.366	7
9	Jean-Eric Vergne	1:57.477	8	1:56.584	8	1:56.773	7
10	Romain Grosjean	1:58.411	8	1:56.407	8	1:57.079	6
11	Kimi Raikkonen	1:58.279	9	1:56.860	8		
12	Jenson Button	1:57.783	9	1:56.963	8		
13	Daniil Kvyat	1:57.261	10	1:57.289	9		
14	Adrian Sutil	1:58.138	9	1:57.393	8		
15	Kevin Magnussen	1:57.369	9	1:57.675	8		
16	Sergio Perez	1:58.362	10	1:58.264	7		
17	Esteban Gutiérrez	1:58.988	10				
18	Kamui Kobayashi	1:59.260	10				
19	Jules Bianchi	1:59.326	10				
20	Marcus Ericsson	2:00.646	10				
21	Max Chilton	2:00.865	10				
22	Pastor Maldonado						

RACE

1	Lewis Hamilton	Mercedes AMG Petronas F1 Team	54	1:33:28.388
2	Nico Rosberg	Mercedes AMG Petronas F1 Team	54	1:33:46.400
3	Fernando Alonso	Scuderia Ferrari	54	1:33:51.942
4	Daniel Ricciardo	Infiniti Red Bull Racing	54	1:33:55.474
5	Sebastian Vettel	Infiniti Red Bull Racing	54	1:34:16.116
6	Nico Hulkenberg	Sahara Force India F1 Team	54	1:34:22.633
7	Valtteri Bottas	Williams F1 Team	54	1:34:24.035
8	Kimi Raikkonen	Scuderia Ferrari	54	1:34:44.673
9	Sergio Perez	Sahara Force India F1 Team	54	1:34:50.985
10	Daniil Kvyat	Scuderia Toro Rosso	53	1:33:31.189
11	Jenson Button	McLaren Mercedes	53	1:33:40.258
12	Jean-Eric Vergne	Scuderia Toro Rosso	53	1:33:45.301
13	Kevin Magnussen	McLaren Mercedes	53	1:33:49.141
14	Pastor Maldonado	Lotus F1 Team	53	1:33:59.501
15	Felipe Massa	Williams F1 Team	53	1:34:07.633
16	Esteban Gutiérrez	Sauber F1 Team	53	1:34:14.186
17	Jules Bianchi	Marussia F1 Team	53	1:34:54.713
18	Kamui Kobayashi	Caterham F1 Team	53	1:34:55.939
19	Max Chilton	Marussia F1 Team	52	1:33:40.693
20	Marcus Ericsson	Caterham F1 Team	52	1:33:56.192
-	Romain Grosjean	Lotus F1 Team	DNF	
-	Adrian Sutil	Sauber F1 Team	DNF	

GP of Spain: qualifying and race classification

POS	DRIVER	Q1	LAPS	Q2	LAPS	Q3	LAPS
1	Lewis Hamilton	1:27.238	5	1:26.210	3	1:25.232	8
2	Nico Rosberg	1:26.764	8	1:26.088	3	1:25.400	8
3	Daniel Ricciardo	1:28.053	6	1:26.613	3	1:26.285	7
4	Valtteri Bottas	1:28.198	6	1:27.563	6	1:26.632	5
5	Romain Grosjean	1:28.472	9	1:27.258	6	1:26.960	3
6	Kimi Raikkonen	1:28.308	9	1:27.335	6	1:27.104	3
7	Fernando Alonso	1:28.329	3	1:27.602	6	1:27.140	7
8	Jenson Button	1:28.279	7	1:27.570	7	1:27.335	4
9	Felipe Massa	1:28.061	6	1:27.016	6	1:27.402	4
10	Sebastian Vettel	1:27.958	7	1:27.052	3		1
11	Nico Hulkenberg	1:28.155	7	1:27.685	6		
12	Sergio Perez	1:28.469	11	1:28.002	5		
13	Daniil Kvyat	1:28.074	6	1:28.039	6		
14	Esteban Gutiérrez	1:28.374	6	1:28.280	6		
15	Kevin Magnussen	1:28.389	8		2		
16	Jean-Eric Vergne	1:28.194	6				
17	Adrian Sutil	1:28.563	9				
18	Max Chilton	1:29.586	6				
19	Jules Bianchi	1:30.177	6				
20	Marcus Ericsson	1:30.312	8				
21	Kamui Kobayashi	1:30.375	6				

Race

1	Lewis Hamilton	Mercedes AMG Petronas	66	1:41:05.155
2	Nico Rosberg	Mercedes AMG Petronas	66	1:41:05.791
3	Daniel Ricciardo	Infiniti Red Bull Racing	66	1:41:54.169
4	Sebastian Vettel	Infiniti Red Bull Racing	66	1:42:21.857
5	Valtteri Bottas	Williams F1 Team	66	1:42:24.448
6	Fernando Alonso	Scuderia Ferrari	66	1:42:32.898
7	Kimi Raikkonen	Scuderia Ferrari	65	1:41:08.447
8	Romain Grosjean	Lotus F1 Team	65	1:41:21.479
9	Sergio Perez	Sahara Force India	65	1:41:22.577
10	Nico Hulkenberg	Sahara Force India	65	1:41:32.981
11	Jenson Button	McLaren Mercedes	65	1:41:37.467
12	Kevin Magnussen	McLaren Mercedes	65	1:41:38.124
13	Felipe Massa	Williams F1 Team	65	1:41:38.705
14	Daniil Kvyat	Scuderia Toro Rosso	65	1:41:46.961
15	Pastor Maldonado	Lotus F1 Team	65	1:41:55.021
16	Esteban Gutiérrez	Sauber F1 Team	65	1:42:15.363
17	Adrian Sutil	Sauber F1 Team	65	1:42:18.487
18	Jules Bianchi	Marussia F1 Team	64	1:41:29.297
19	Max Chilton	Marussia F1 Team	64	1:42:09.988
20	Marcus Ericsson	Caterham F1 Team	64	1:42:30.846
-	Kamui Kobayashi	Caterham F1 Team	DNF	
-	Jean-Eric Vergne	Scuderia Toro Rosso	DNF	

GP of Monaco: qualifying and race classification

POS	DRIVER	Q1	LAPS	Q2	LAPS	Q3
1	Nico Rosberg	1:17.678	11	1:16.465	8	1:15.989
2	Lewis Hamilton	1:17.823	12	1:16.354	8	1:16.048
3	Daniel Ricciardo	1:17.900	7	1:17.233	7	1:16.384
4	Sebastian Vettel	1:18.383	9	1:17.074	8	1:16.547
5	Fernando Alonso	1:17.853	10	1:17.200	9	1:16.686
6	Kimi Raikkonen	1:17.902	9	1:17.398	10	1:17.389
7	Jean-Eric Vergne	1:17.557	11	1:17.657	8	1:17.540
8	Kevin Magnussen	1:17.978	9	1:17.609	8	1:17.555
9	Daniil Kvyat	1:18.616	8	1:17.594	8	1:18.090
10	Sergio Perez	1:18.108	10	1:17.755	10	1:18.327
11	Nico Hulkenberg	1:18.432	10	1:17.846	10	
12	Jenson Button	1:17.890	10	1:17.988	10	
13	Valtteri Bottas	1:18.407	11	1:18.082	9	
14	Romain Grosjean	1:18.335	12	1:18.196	11	
15	Pastor Maldonado	1:18.585	11	1:18.356	10	
16	Felipe Massa	1:18.209	10			
17	Esteban Gutiérrez	1:18.741	11			
18	Adrian Sutil	1:18.745	11			
19	Jules Bianchi	1:19.332	10			
20	Max Chilton	1:19.928	9			
21	Kamui Kobayashi	1:20.133	9			
22	Marcus Ericsson	1:21.732	9			

RACE

1	Nico Rosberg	Mercedes AMG Petronas	78	1:49:27.661
2	Lewis Hamilton	Mercedes AMG Petronas	78	1:49:36.871
3	Daniel Ricciardo	Infiniti Red Bull Racing	78	1:49:37.275
4	Fernando Alonso	Scuderia Ferrari	78	1:50:00.113
5	Nico Hulkenberg	Sahara Force India	77	1:49:48.580
6	Jenson Button	McLaren Mercedes	77	1:49:48.772
7	Felipe Massa	Williams Martini Racing	77	1:49:49.482
8	Romain Grosjean	Lotus F1 Team	77	1:50:06.594
9	Jules Bianchi	Marussia F1 Team	77	1:50:10.135
10	Kevin Magnussen	McLaren Mercedes	77	1:50:15.783
11	Marcus Ericsson	Caterham F1 Team	77	1:50:26.405
12	Kimi Raikkonen	Scuderia Ferrari	77	1:50:27.015
13	Kamui Kobayashi	Caterham F1 Team	75	1:49:46.283
14	Max Chilton	Marussia F1 Team	75	1:50:35.832
-	Esteban Gutiérrez	Sauber F1 Team	DNF	
-	Valtteri Bottas	Williams Martini Racing	DNF	
-	Jean-Eric Vergne	Scuderia Toro Rosso	DNF	
-	Adrian Sutil	Sauber F1 Team	DNF	
-	Daniil Kvyat	Scuderia Toro Rosso	DNF	
-	Sebastian Vettel	Infiniti Red Bull Racing	DNF	
-	Sergio Perez	Sahara Force India	DNF	
-	Pastor Maldonado	Lotus F1 Team	DNF	

GP of Canada: qualifying and race classification

POS	DRIVER	Q1	LAPS	Q2	LAPS	Q3
1	Nico Rosberg	1:16.471	6	1:15.289	7	1:14.874
2	Lewis Hamilton	1:15.750	7	1:15.054	7	1:14.953
3	Sebastian Vettel	1:17.470	6	1:16.109	6	1:15.548
4	Valtteri Bottas	1:16.772	7	1:15.806	8	1:15.550
5	Felipe Massa	1:16.666	7	1:15.773	8	1:15.578
6	Daniel Ricciardo	1:17.113	8	1:15.897	6	1:15.589
7	Fernando Alonso	1:17.010	8	1:16.131	3	1:15.814
8	Jean-Eric Vergne	1:17.178	10	1:16.255	8	1:16.162
9	Jenson Button	1:16.631	9	1:16.214	5	1:16.182
10	Kimi Raikkonen	1:17.013	8	1:16.245	6	1:16.214
11	Nico Hulkenberg	1:16.897	11	1:16.300	10	
12	Kevin Magnussen	1:16.446	9	1:16.310	6	
13	Sergio Perez	1:18.235	10	1:16.472	9	
14	Romain Grosjean	1:17.732	10	1:16.687	9	
15	Daniil Kvyat	1:16.938	10	1:16.713	9	
16	Adrian Sutil	1:17.519	9	1:17.314	7	
17	Pastor Maldonado	1:18.328	10			
18	Max Chilton	1:18.348	6			
19	Jules Bianchi	1:18.359	5			
20	Kamui Kobayashi	1:19.278	8			
21	Marcus Ericsson	1:19.820	10			

Race

1	Daniel Ricciardo	Infiniti Red Bull Racing	70	1:39:12.830
2	Nico Rosberg	Mercedes AMG Petronas	70	1:39:17.066
3	Sebastian Vettel	Infiniti Red Bull Racing	70	1:39:18.077
4	Jenson Button	McLaren Mercedes	70	1:39:24.585
5	Nico Hulkenberg	Sahara Force India	70	1:39:25.673
6	Fernando Alonso	Scuderia Ferrari	70	1:39:27.699
7	Valtteri Bottas	Williams Martini Racing	70	1:39:36.408
8	Jean-Eric Vergne	Scuderia Toro Rosso	70	1:39:40.856
9	Kevin Magnussen	McLaren Mercedes	70	1:39:42.084
10	Kimi Raikkonen	Scuderia Ferrari	70	1:40:06.508
11	Sergio Perez	Sahara Force India	69	1:37:39.665
12	Felipe Massa	Williams Martini Racing	69	1:37:39.815
13	Adrian Sutil	Sauber F1 Team	69	1:39:29.355
14	Esteban Gutiérrez	Sauber F1 Team	64	1:32:14.792
-	Romain Grosjean	Lotus F1 Team	DNF	
-	Daniil Kvyat	Scuderia Toro Rosso	DNF	
-	Lewis Hamilton	Mercedes AMG Petronas	DNF	
-	Kamui Kobayashi	Caterham F1 Team	DNF	
-	Pastor Maldonado	Lotus F1 Team	DNF	
-	Marcus Ericsson	Caterham F1 Team	DNF	
-	Max Chilton	Marussia F1 Team	DNF	
-	Jules Bianchi	Marussia F1 Team	DNF	

GP of Austrian: qualifying and race classification

POS	DRIVER	Q1	LAPS	Q2	LAPS	Q3
1	Felipe Massa	1:10.292	7	1:09.239	6	1:08.759
2	Valtteri Bottas	1:10.356	7	1:09.096	6	1:08.846
3	Nico Rosberg	1:09.695	6	1:08.974	6	1:08.944
4	Fernando Alonso	1:10.405	8	1:09.479	9	1:09.285
5	Daniel Ricciardo	1:10.395	6	1:09.638	8	1:09.466
6	Kevin Magnussen	1:10.081	11	1:09.473	10	1:09.515
7	Daniil Kvyat	1:09.678	9	1:09.490	6	1:09.619
8	Kimi Raikkonen	1:10.285	10	1:09.657	8	1:10.795
9	Lewis Hamilton	1:09.514	7	1:09.092	3	
10	Nico Hulkenberg	1:10.389	9	1:09.624	10	
11	Sergio Perez	1:10.124	10	1:09.754	8	
12	Jenson Button	1:10.252	13	1:09.780	9	
13	Sebastian Vettel	1:10.630	7	1:09.801	8	
14	Pastor Maldonado	1:10.821	11	1:09.939	7	
15	Jean-Eric Vergne	1:10.161	11	1:10.073	8	
16	Romain Grosjean	1:10.461	12	1:10.642	9	
17	Adrian Sutil	1:10.825	10			
18	Esteban Gutiérrez	1:11.349	10			
19	Jules Bianchi	1:11.412	9			
20	Kamui Kobayashi	1:11.673	10			
21	Max Chilton	1:11.775	10			
22	Marcus Ericsson	1:12.673	11			

Race

1	Nico Rosberg	Mercedes AMG Petronas F1	71	1:27:54.976
2	Lewis Hamilton	Mercedes AMG Petronas F1	71	1:27:56.908
3	Valtteri Bottas	Williams Martini Racing	71	1:28:03.148
4	Felipe Massa	Williams Martini Racing	71	1:28:12.334
5	Fernando Alonso	Scuderia Ferrari	71	1:28:13.529
6	Sergio Perez	Sahara Force India	71	1:28:23.522
7	Kevin Magnussen	McLaren Mercedes	71	1:28:27.007
8	Daniel Ricciardo	Infiniti Red Bull Racing	71	1:28:38.498
9	Nico Hulkenberg	Sahara Force India	71	1:28:39.113
10	Kimi Raikkonen	Scuderia Ferrari	71	1:28:42.753
11	Jenson Button	McLaren Mercedes	71	1:28:45.942
12	Pastor Maldonado	Lotus F1 Team	70	1:28:08.413
13	Adrian Sutil	Sauber F1 Team	70	1:28:34.751
14	Romain Grosjean	Lotus F1 Team	70	1:29:09.548
15	Jules Bianchi	Marussia F1 Team	69	1:27:59.668
16	Kamui Kobayashi	Caterham F1 Team	69	1:28:31.645
17	Max Chilton	Marussia F1 Team	69	1:28:33.756
18	Marcus Ericsson	Caterham F1 Team	69	1:28:41.191
19	Esteban Gutiérrez	Sauber F1 Team	69	1:28:41.483
-	Jean-Eric Vergne	Scuderia Toro Rosso	DNF	
-	Sebastian Vettel	Infiniti Red Bull Racing	DNF	
-	Daniil Kvyat	Scuderia Toro Rosso	DNF	

GP of Great Britain: qualifying and race classification

POS	DRIVER	Q1	LAPS	Q2	LAPS	Q3
1	Nico Rosberg	1:40.380	7	1:35.179	8	1:35.766
2	Sebastian Vettel	1:45.086	6	1:36.410	8	1:37.386
3	Jenson Button	1:44.425	10	1:36.579	8	1:38.200
4	Nico Hulkenberg	1:41.271	6	1:37.112	7	1:38.329
5	Kevin Magnussen	1:42.507	9	1:37.370	8	1:38.417
6	Lewis Hamilton	1:41.058	6	1:34.870	8	1:39.232
7	Sergio Perez	1:42.146	7	1:37.350	8	1:40.457
8	Daniel Ricciardo	1:44.710	6	1:38.166	9	1:40.606
9	Daniil Kvyat	1:41.032	9	1:36.813	9	1:40.707
10	Jean-Eric Vergne	1:43.040	9	1:37.800	9	1:40.855
11	Romain Grosjean	1:43.121	8	1:38.496	9	
12	Jules Bianchi	1:41.169	8	1:38.709	9	
13	Max Chilton	1:42.082	6	1:39.800	8	
14	Esteban Gutiérrez	1:43.285	8	1:40.912	8	
15	Adrian Sutil	1:42.603	8			
16	Valtteri Bottas	1:45.318	5			
17	Felipe Massa	1:45.695	5			
18	Fernando Alonso	1:45.935	6			
19	Kimi Raikkonen	1:46.684	7			

Race

POS	DRIVER	TEAM	LAPS	TIME
1	Lewis Hamilton	Mercedes AMG Petronas F1 Team	52	2:26:52.094
2	Valtteri Bottas	Williams Martini Racing	52	2:27:22.229
3	Daniel Ricciardo	Infiniti Red Bull Racing	52	2:27:38.589
4	Jenson Button	McLaren Mercedes	52	2:27:39.484
5	Sebastian Vettel	Infiniti Red Bull Racing	52	2:27:45.958
6	Fernando Alonso	Scuderia Ferrari	52	2:27:52.040
7	Kevin Magnussen	McLaren Mercedes	52	2:27:54.657
8	Nico Hulkenberg	Sahara Force India F1 Team	52	2:28:20.786
9	Daniil Kvyat	Scuderia Toro Rosso	52	2:28:21.434
10	Jean-Eric Vergne	Scuderia Toro Rosso	51	2:26:55.203
11	Sergio Perez	Sahara Force India F1 Team	51	2:27:03.051
12	Romain Grosjean	Lotus F1 Team	51	2:27:05.820
13	Adrian Sutil	Sauber F1 Team	51	2:27:24.590
14	Jules Bianchi	Marussia F1 Team	51	2:27:58.536
15	Kamui Kobayashi	Caterham F1 Team	50	2:27:56.295
16	Max Chilton	Marussia F1 Team	50	2:28:27.554
17	Pastor Maldonado	Lotus F1 Team	49	2:24:18.489
-	Nico Rosberg	Mercedes AMG Petronas F1 Team	DNF	
-	Marcus Ericsson	Caterham F1 Team	DNF	
-	Esteban Gutiérrez	Sauber F1 Team	DNF	
-	Felipe Massa	Williams Martini Racing	DNF	
-	Kimi Raikkonen	Scuderia Ferrari	DNF	

GP of Germany: qualifying and race classification

POS	DRIVER	Q1	LAPS	Q2	LAPS	Q3	LAPS
1	Nico Rosberg	1:17.631	8	1:17.109	3	1:16.540	6
2	Valtteri Bottas	1:18.215	3	1:17.353	6	1:16.759	6
3	Felipe Massa	1:18.381	9	1:17.370	6	1:17.078	6
4	Kevin Magnussen	1:18.260	8	1:17.788	3	1:17.214	6
5	Daniel Ricciardo	1:18.117	7	1:17.855	6	1:17.273	6
6	Sebastian Vettel	1:18.194	7	1:17.646	3	1:17.577	6
7	Fernando Alonso	1:18.389	8	1:17.866	5	1:17.649	6
8	Daniil Kvyat	1:18.530	9	1:18.103	7	1:17.965	6
9	Nico Hulkenberg	1:18.927	9	1:18.017	6	1:18.014	6
10	Sergio Perez	1:18.916	10	1:18.161	5	1:18.035	6
11	Jenson Button	1:18.425	9	1:18.193	6		
12	Kimi Raikkonen	1:18.534	7	1:18.273	6		
13	Jean-Eric Vergne	1:18.496	8	1:18.285	6		
14	Esteban Gutiérrez	1:18.739	8	1:18.787	6		
15	Romain Grosjean	1:18.894	8	1:18.983	6		
16	Lewis Hamilton	1:18.683	5				
17	Adrian Sutil	1:19.142	8				
18	Jules Bianchi	1:19.676	8				
19	Pastor Maldonado	1:20.195	7				
20	Kamui Kobayashi	1:20.408	7				
21	Max Chilton	1:20.489	9				

Race

POS	DRIVER	TEAM	LAPS	TIME
1	Nico Rosberg	Mercedes AMG Petronas F1 Team	67	1:33:42.914
2	Valtteri Bottas	Williams Martini Racing	67	1:34:03.703
3	Lewis Hamilton	Mercedes AMG Petronas F1 Team	67	1:34:05.444
4	Sebastian Vettel	Infiniti Red Bull Racing	67	1:34:26.928
5	Fernando Alonso	Scuderia Ferrari	67	1:34:35.381
6	Daniel Ricciardo	Infiniti Red Bull Racing	67	1:34:35.463
7	Nico Hulkenberg	Sahara Force India F1 Team	67	1:34:47.092
8	Jenson Button	McLaren Mercedes	67	1:35:07.625
9	Kevin Magnussen	McLaren Mercedes	66	1:33:45.841
10	Sergio Perez	Sahara Force India F1 Team	66	1:33:53.317
11	Kimi Raikkonen	Scuderia Ferrari	66	1:34:01.664
12	Pastor Maldonado	Lotus F1 Team	66	1:34:11.018
13	Jean-Eric Vergne	Scuderia Toro Rosso	66	1:34:11.755
14	Esteban Gutiérrez	Sauber F1 Team	66	1:34:18.091
15	Jules Bianchi	Marussia F1 Team	66	1:34:52.992
16	Kamui Kobayashi	Caterham F1 Team	65	1:34:09.390
17	Max Chilton	Marussia F1 Team	65	1:34:21.470
18	Marcus Ericsson	Caterham F1 Team	65	1:34:50.325
-	Adrian Sutil	Sauber F1 Team	DNF	
-	Daniil Kvyat	Scuderia Toro Rosso	DNF	
-	Romain Grosjean	Lotus F1 Team	DNF	
-	Felipe Massa	Williams Martini Racing	DNF	




















GP of Hungaria: qualifying and race classification

POS	DRIVER	Q1	LAPS	Q2	LAPS	Q3	LAPS
1	Nico Rosberg	1:25.227	7	1:23.310	3	1:22.715	10
2	Sebastian Vettel	1:25.662	5	1:23.606	3	1:23.201	8
3	Valtteri Bottas	1:25.690	5	1:23.776	6	1:23.354	8
4	Daniel Ricciardo	1:25.495	5	1:23.676	3	1:23.391	10
5	Fernando Alonso	1:26.087	4	1:24.249	5	1:23.909	8
6	Felipe Massa	1:26.592	5	1:24.030	6	1:24.223	8
7	Jenson Button	1:26.612	6	1:24.502	6	1:24.294	9
8	Jean-Eric Vergne	1:24.941	8	1:24.637	6	1:24.720	5
9	Nico Hulkenberg	1:26.149	9	1:24.647	6	1:24.775	7
10	Kevin Magnussen	1:26.578	5	1:24.585	6		2
11	Daniil Kvyat	1:25.361	8	1:24.706	6		
12	Adrian Sutil	1:26.027	5	1:25.136	7		
13	Sergio Perez	1:25.910	8	1:25.211	3		
14	Esteban Gutiérrez	1:25.709	5	1:25.260	5		
15	Romain Grosjean	1:26.136	10	1:25.337	6		
16	Jules Bianchi	1:26.728	8	1:27.419	6		
17	Kimi Raikkonen	1:26.792	5				
18	Kamui Kobayashi	1:27.139	10				
19	Max Chilton	1:27.819	7				
20	Marcus Ericsson	1:28.643	10				

Race

POS	DRIVER	TEAM	LAPS	TIME
1	Daniel Ricciardo	Infiniti Red Bull Racing	70	1:53:05.058
2	Fernando Alonso	Scuderia Ferrari	70	1:53:10.283
3	Lewis Hamilton	Mercedes AMG Petronas F1 Team	70	1:53:10.915
4	Nico Rosberg	Mercedes AMG Petronas F1 Team	70	1:53:11.419
5	Felipe Massa	Williams Martini Racing	70	1:53:34.899
6	Kimi Raikkonen	Scuderia Ferrari	70	1:53:36.549
7	Sebastian Vettel	Infiniti Red Bull Racing	70	1:53:46.022
8	Valtteri Bottas	Williams Martini Racing	70	1:53:46.402
9	Jean-Eric Vergne	Scuderia Toro Rosso	70	1:54:03.585
10	Jenson Button	McLaren Mercedes	70	1:54:12.338
11	Adrian Sutil	Sauber F1 Team	70	1:54:13.227
12	Kevin Magnussen	McLaren Mercedes	70	1:54:23.523
13	Pastor Maldonado	Lotus F1 Team	70	1:54:29.082
14	Daniil Kvyat	Scuderia Toro Rosso	69	1:53:23.731
15	Jules Bianchi	Marussia F1 Team	69	1:53:53.390
16	Max Chilton	Marussia F1 Team	69	1:53:53.894
-	Esteban Gutiérrez	Sauber F1 Team	DNF	
-	Kamui Kobayashi	Caterham F1 Team	DNF	
-	Sergio Perez	Sahara Force India F1 Team	DNF	
-	Nico Hulkenberg	Sahara Force India F1 Team	DNF	
-	Romain Grosjean	Lotus F1 Team	DNF	
-	Marcus Ericsson	Caterham F1 Team	DNF	

World championship : Drivers

Drivers	AUS	MAL	BRN	CHN	ESP	MON	CAN	USA	GBR	GER	HUN	BEL	ITA	SIN	JPN	RUS	USA	BRA	ABU	Points
																				
1. Nico Rosberg	25	18	18	18	18	25	18	25	–	25	12									202
2. Lewis Hamilton	–	25	25	25	25	18	–	18	25	15	15									191
3. Daniel Ricciardo	–	–	12	12	15	15	25	4	15	8	25									131
4. Fernando Alonso	12	12	2	15	8	12	8	10	8	10	18									115
5. Valtteri Bottas	10	4	4	6	10	–	6	15	18	18	4									95
6. Sebastian Vettel	–	15	8	10	12	–	15	–	10	12	6									88
7. Nico Hülkenberg	8	10	10	8	1	10	10	2	4	6	–									69
8. Jenson Button	15	8	–	–	–	8	12	–	12	4	1									60
9. Felipe Massa	–	6	6	–	–	6	–	12	–	–	10									40
10. Kevin Magnussen	18	2	–	–	–	1	2	6	6	2	–									37
11. Sergio Pérez	1	–	15	2	2	–	–	8	–	1	–									29
12. Kimi Räikkönen	6	–	1	4	6	–	1	1	–	–	8									27
13. Jean-Éric Vergne	4	–	–	–	–	–	4	–	1	–	2									11
14. Romain Grosjean	–	–	–	–	4	4	–	–	–	–	–									8
15. Daniil Kvyat	2	1	–	1	–	–	–	–	2	–	–									6
16. Jules Bianchi	–	–	–	–	–	2	–	–	–	–	–									2
Adrian Sutil	–	–	–	–	–	–	–	–	–	–	–									[11]
Marcus Ericsson	–	–	–	–	–	–	–	–	–	–	–									[11]
Pastor Maldonado	–	–	–	–	–	–	–	–	–	–	–									[12]
Esteban Gutiérrez	–	–	–	–	–	–	–	–	–	–	–									[12]
Max Chilton	–	–	–	–	–	–	–	–	–	–	–									[13]
Kamui Kobayashi	–	–	–	–	–	–	–	–	–	–	–									[13]

World Championship: Constructor

Constructor	Points																				
	AUS	MAS	BHR	CHN	NES	SPM	MNC	ANA	UTG	GBR	GER	HUN	BEL	ITA	SIN	JPN	RUS	USA	BRA	ABU	Points
1. Mercedes	25	43	43	43	43	43	18	43	25	40	27										393
2. Red Bull / Renault	--	15	20	22	27	15	40	4	25	20	31										219
3. Ferrari	18	12	3	19	14	12	9	11	8	10	26										142
4. Williams / Mercedes	10	10	10	6	10	6	6	27	18	18	14										135
5. Force India / Mercedes	9	10	25	10	3	10	10	10	4	7	--										98
6. McLaren / Mercedes	33	10	--	--	--	9	14	6	18	6	1										97
7. Toro Rosso / Renault	6	1	--	1	--	--	4	--	3	--	2										17
8. Lotus / Renault	--	--	--	--	4	4	--	--	--	--	--										8
9. Marussia / Ferrari	--	--	--	--	--	2	--	--	--	--	--										2
Sauber / Ferrari	--	--	--	--	--	--	--	--	--	--	--										[11]
Caterham / Renault	--	--	--	--	--	--	--	--	--	--	--										[11]

© 2013 Formula One World Championship Limited, a Formula One group company. All rights reserved.

The F1 FORMULA 1 logo, F1 logo, F1 FIA FORMULA 1 WORLD CHAMPIONSHIP logo, FORMULA 1, FORMULA ONE, F1, FIA FORMULA ONE WORLD CHAMPIONSHIP, GRAND PRIX and related marks are trade marks of Formula One Licensing BV, a Formula One group company. Licensed by Formula One World Championship Limited, a Formula One group company. All rights reserved.